



## Rigid Products Catalog





# Table of Contents

## Material Temperature Guidelines 4

---

### Round Containers and Bowls | PET/PLA

---

FreshServe® Round Deli Containers	5
FreshServe® Round Bowls	8

### Round Containers and Bowls | PET

---

60 Series Round Containers & Bowls	10
Parfait Cups	11
D&W Brand Round Containers	13

### Oval Bowls | PET

---

Hula Bowls	14
------------	----

### Square Containers | PET/PLA

---

FreshServe® Square Containers	15
-------------------------------	----

### Square/Rectangle Containers | PET

---

FreshServe® Rectangular Containers	18
D&W Brand Square Containers	20

### Tamper Evident Containers and Lids | PET

---

SecureTab® Round Tamper Evident	21
SecureTab® Square Tamper Evident	22
VersaLock® Square and Rectangular	24

### Bowls, Containers, and Lids | MFPP

---

Cruiser Bowls®	27
Cruiser Sides®	29
Cruiser Ware®	30
Cruiser Wave	31
D&W Brand Oblong Trays & Lids	32
Forum® Pro	35
HMR / Processor Trays	37
Roasters & Lids	40

## Round Containers and Bowls | PS/PLA

---

JustFresh®	41
VersaPak® 2-Piece	42

### Bowls, Containers, and Lids | PS

---

Hot Cold Bowls	45
All Purpose Rounds	47
Tradewinds®	49
Forum®	51
Savvy®	55
New Wave®	57

### Tableware | PS/PP

---

D&W Brand Plates & Lids	59
D&W Brand Platters & Lids	62
D&W Brand Serving Bowls, Casseroles & Lids	63

### Tableware | Foam

---

D&W Brand Foam Plates, Bowls and Trays	64
Enviroware®	65

### Trays & Lids | PET

---

PartiPak® Square	67
PartiPak® Round	69
Multi-Compartment Rectangular	71
Multi-Compartment Round	73

### Trays & Lids | PS

---

Forum® Catering	76
-----------------	----

Continued ►



# Table of Contents (continued)

## **Bakery / Cake Bases & Domes**

---

Round Cake & Domes - Overview	<b>80</b>
Round Cakes & Domes - PET	<b>81</b>
Round Cakes & Domes - OPS	<b>84</b>
Rectangular Cakes & Domes - Overview	<b>85</b>
Rectangular Cakes & Domes - PET	<b>86</b>
Rectangular Cakes & Domes - OPS	<b>87</b>

## **Bakery / Pie Bases & Domes | PET**

---

Pie Bases & Domes - Overview	<b>88</b>
Pie Bases & Domes Combos	<b>89</b>
Pie Bases & Domes Sold Separately	<b>90</b>

## **Bakery Hinges & Trays | PET/PS**

---

Pie Hinges	<b>91</b>
Muffin/Cupcake Hinges & Trays	<b>93</b>
Other Bakery Hinges	<b>95</b>

## **Produce Containers**

---

2-Piece Produce Containers, Lids & Combos	<b>97</b>
Egg Trays, Lids & Combos	<b>98</b>

## **Produce/Herb Hinges | PET**

---

Bubble Clamshells	<b>99</b>
Herb Hinges	<b>100</b>
Produce Hinge Vent Styles	<b>101</b>
Pint and Smaller Hinges	<b>102</b>
Quart and Larger Hinges	<b>104</b>

## **Multipurpose Hinges | PET/PLA**

---

VersaPak® Hinge	<b>106</b>
-----------------	------------

## **Multipurpose Hinges | PET**

---

SeeView®	<b>108</b>
SeeShell® - PET	<b>109</b>
D&W Brand Hinged Containers - PET	<b>110</b>

## **Multipurpose Hinges | OPS/PLA**

---

SeeShell® - OPS/PLA	<b>111</b>
---------------------	------------









## **Multipurpose Hinges | PS**

---

Enviroware®	<b>112</b>
D&W Brand Hinged Containers -PS	<b>113</b>
Foam Hinged Containers	<b>117</b>



# Material Temperature Guidelines

	Material & Abbreviation	Flash Freeze -40°F -40°C	Freezer -15°F -15°F -26°C -9°C	Refrigerator 33°F - 47°F 0°C - 8°C	Room Temp 72°F 22°C	Warming Temp. 150°F -200°F 65°C -93°C	Microwave 250°F 121°C	Oven 400°F 204°C
 PETE	<b>Polyethylene Terephthalate</b> <b>PET</b>	-20°F  -----  120°F -28°C  -----  48°C						
 PP	<b>Polypropylene</b> <b>PP</b>	-0°F  -----  250°F -17°C  -----  121°C						
 PP	<b>Mineral-Filled Polypropylene</b> <b>MFPP</b>	-0°F  -----  250°F -17°C  -----  121°C						
 PS	<b>Polystyrene</b> <b>PS</b>	20°F  -----  150°F -6°C  -----  65°C						
 HIPS	<b>High-Impact Polystyrene</b> <b>HIPS</b>	-0°F  -----  180°F -17°C  -----  82°C						
 OPS	<b>Oriented Polystyrene</b> <b>OPS</b>	20°F  -----  180°F -6°C  -----  82°C						
 PS	<b>Expanded Polystyrene</b> <b>FOAM</b>	-0°F  -----  150°F -17°C  -----  65°C						
 PLA	<b>Polylactic Acid</b> <b>PLA</b>	-0°F  -----  105°F -17°C  -----  40°C						



**FreshServe®**

Seals in freshness, maximizing shelf life ▶



◀ Broad range of sizes to fit multiple applications

Ultra clear containers ▶ and lids enhance merchandising



Stackable feature maximizes shelf utilization

**Round Containers** | **Wide Flange Container - Bottom Options**

**Wide Flange Container**



**Standard Flange Container**



**Car Cup**



**Standard Bottom**



**Dome Bottom**



**Round Lids**

**Outer Fit**



**Outer Channel Fit**



**Inner Fit**



**Dome**



**Car Cup Lid**






Item No.	Description	Material	Color	Dia. x Ht. (in.)	Case Wt. (lbs.)	Sleeve Pack	Case Pack	Cube (ft.3)	Ti x Hi	
<b>4.6" Wide Flange Round Containers &amp; Matching Lids</b>										
<b>A</b>	<b>RD8F</b>	8 oz. Container, Standard Bottom	PET	Clear	4.60 x 1.80	8.27	25	500	2.41	6 x 5
<b>B</b>	<b>RD8FSS</b>	8 oz. 2S Container, Standard Bottom	PET	Clear	4.60 x 1.80	24.73	30	750	4.27	6 x 4
<b>C</b>	<b>RD12FDBSC1</b>	12 oz. Container, Dome Bottom	PET	Clear	4.60 x 2.50	17.36	30	750	4.29	4 x 5
	<b>RD12FSS</b>	12 oz. 2S Container	PET	Clear	4.60 x 2.50	27.85	30	750	3.73	6 X 4
<b>D</b>	<b>RD16FB1</b>	16 oz. Container, Standard Bottom	PET	Clear	4.60 x 3.00	16.79	25	500	3.72	6 x 5
<b>E</b>	<b>RD16FSS</b>	16 oz. 2S Container, Standard Bottom	PET	Clear	4.60 x 3.00	21.88	25	500	3.55	6 x 5
<b>F</b>	<b>RD24FG</b>	24 oz. Container, Standard Bottom	PET	Clear	4.60 x 4.30	26.65	25	500	3.30	5 x 5
	<b>RDOFCHPC1</b>	Outer Channel Fit Lid	PET	Clear	4.67 x 0.50	8.89	63	504	1.98	9 x 5
	<b>RDOFALIDGC1</b>	Outer Fit Lid	PET	Clear	4.67 x 0.50	8.41	50	500	1.98	9 x 5



FreshServe®



Item No.	Description	Material	Color	Dia. x Ht. (in.)	Case Wt. (lbs.)	Sleeve Pack	Case Pack	Cube (ft.3)	Ti x Hi	
<b>4.6" Standard Flange Round Containers &amp; Matching Lids</b>										
<b>A</b>	<b>RD8C1</b>	8 oz. Container	PET	Clear	4.60 x 1.80	16.04	30	750	4.27	6 x 4
	<b>RD8NC1</b>	8 oz. Container	PLA	Clear	4.60 x 1.80	12.50	30	750	4.27	6 x 4
<b>B</b>	<b>RD12C1</b>	12 oz. Container	PET	Clear	4.60 x 2.50	20.29	30	750	4.27	6 x 4
	<b>RD12N</b>	12 oz. Container	PLA	Clear	4.60 x 2.50	9.87	25	500	2.41	6 x 5
<b>C</b>	<b>RD16B1</b>	16 oz. Container	PET	Clear	4.60 x 3.00	28.53	30	750	4.29	4 x 5
	<b>RD16NC1</b>	16 oz. Container	PLA	Clear	4.60 x 3.00	19.00	30	750	4.29	4 x 4
<b>D</b>	<b>RD24B1</b>	24 oz. Container	PET	Clear	4.60 x 4.30	22.43	25	500	3.42	6 x 5
<b>E</b>	<b>RD28B1</b>	28 oz. Container	PET	Clear	4.60 x 4.90	23.88	25	500	3.42	6 x 5
<b>F</b>	<b>RD32B1</b>	32 oz. Container	PET	Clear	4.60 x 5.60	24.77	25	500	3.42	6 x 5
	<b>RD32B1H1</b>	32 oz. Heavy Gauge Container, Standard Bottom	PET	Clear	4.60 x 5.60	25.66	25	500	3.42	6 x 5
<b>G</b>	<b>DFCP5.25</b>	25 oz. Pineapple Cup	PET	Clear	4.63 x 5.25	22.26	500	500	3.75	5 x 4
	<b>RDOFALIDGC1</b>	Outer Fit Lid	PET	Clear	4.67 x 0.50	8.41	50	500	1.98	9 x 5
	<b>RDOFCHPC1</b>	Outer Channel Fit Lid	PET	Clear	4.67 x 0.50	8.89	63	504	1.98	9 x 5
	<b>RDIFLIDGB1</b>	Inner Fit Lid	PET	Clear	4.72 x 0.47	8.39	50	500	2.38	8 x 5
	<b>RDIFLIDPLAB1</b>	Inside Fit Lid	PLA	Clear	4.67 x 0.50	6.01	50	500	2.38	8 x 5
	<b>RDIFDLIDB1</b>	Dome Lid	PET	Clear	4.63 x 0.80	7.54	50	500	2.38	8 x 5
<b>Car Cup &amp; Matching Lid</b>										
<b>H</b>	<b>RDOB</b>	8 oz. Car Cup	PET	Clear	4.70 x 3.10	13.46	25	500	3.29	4 x 7
	<b>RDOBLIDB1</b>	Car Cup Lid	PET	Clear	4.70 x 0.50	6.83	50	500	2.38	8 x 5





FreshServe®



**STACKABLE**

Elegant design offers stackability for ease of handling and merchandising



**EASY TO SEAL**

Simple, intuitive perimeter-seal feature makes closing quick and easy



**EASY TO OPEN**

Generous lid tabs make opening containers fast and easy for consumers

Round Salad Bowls

5.7" Bowls



7.5" Bowls



Round Lids

5.7" Flat Lid



7.5" Flat Lid



7.5" Bowl Dome Lid



FreshServe®



Item No.	Description	Material	Color	Dia. x Ht. (in.)	Case Wt. (lbs.)	Sleeve Pack	Case Pack	Cube (ft.3)	Ti x Hi	
<b>5.7" Bowls &amp; Matching Lid</b>										
<b>A</b>	<b>S07P</b>	8 oz. Bowl	PET	Clear	5.69 x 1.63	11.92	80	480	3.18	7 x 4
<b>B</b>	<b>S14P</b>	14 oz. Bowl	PET	Clear	5.69 x 2.06	13.50	80	480	3.18	7 x 4
<b>C</b>	<b>S09P</b>	16 oz. Bowl	PET	Clear	5.69 x 2.50	14.26	80	480	3.18	7 x 4
	<b>S01P</b>	Bowl Lid	PET	Clear	5.69 x 0.63	10.19	80	480	2.00	7 x 6
<b>7.5" Bowls &amp; Matching Lids</b>										
<b>D</b>	<b>S10P</b>	18 oz. Bowl	PET	Clear	7.50 x 1.88	19.41	80	480	5.33	5 x 4
<b>E</b>	<b>S24P</b>	24 oz. Bowl	PET	Clear	7.50 x 2.19	22.08	80	480	5.33	5 x 4
<b>F</b>	<b>S06P</b>	32 oz. Bowl	PET	Clear	7.50 x 2.88	27.28	80	480	5.33	5 x 4
	<b>S06WN</b>	32 oz. Bowl	PLA	Clear	7.50 x 2.88	27.28	80	480	5.33	5 x 4
<b>G</b>	<b>S49P</b>	48 oz. Bowl	PET	Clear	7.50 x 3.80	15.54	40	240	3.69	5 x 5
	<b>S03MDP</b>	Dome Lid	PET	Clear	7.72 x 1.40	19.91	80	480	5.33	5 x 4
	<b>S03P</b>	Flat Lid	PET	Clear	7.50 x 0.63	16.90	80	480	3.41	5 x 6
	<b>S03WN</b>	Flat Lid	PLA	Clear	7.50 x 0.63	16.90	80	480	3.41	5 x 6

# 60 Series

- ▶ Crystal clear PET enhances product visibility
- ▶ Ribless design showcases the products inside
- ▶ Heat sealable flange for extended shelf life
- ▶ Easy to open and close for customer convenience



## Round Lids

Over Snap Lid



Snap-in Flat Lid



Snap-in Dome Lid w/ Tab



A



B



C



D



E



F



G

Item No.	Description	Material	Color	Dia. x Ht. (in.)	Case Wt. (lbs.)	Sleeve Pack	Case Pack	Cube (ft.3)	Ti x Hi
----------	-------------	----------	-------	------------------	-----------------	-------------	-----------	-------------	---------

### Round Containers & Matching Lids

<b>A</b>	<b>1667</b>	18 oz. Container	PET	Clear	6.80 x 1.50	16.00	300	300	3.52	6 x 4
<b>B</b>	<b>1668</b>	24 oz. Container	PET	Clear	6.80 x 1.90	21.92	300	300	3.52	6 x 4
	<b>1643</b>	28 oz. Container	PET	Clear	6.80 x 2.15	20.34	300	300	3.52	6 x 4
<b>C</b>	<b>1669</b>	32 oz. Container	PET	Clear	6.80 x 2.50	19.25	300	300	3.52	6 x 4
	<b>1675</b>	42 oz. Container	PET	Clear	6.80 x 3.00	24.76	300	300	4.01	4 x 6
<b>D</b>	<b>1670</b>	48 oz. Container	PET	Clear	6.80 x 3.40	26.00	300	300	3.52	6 x 4
<b>E</b>	<b>1671</b>	64 oz. Container	PET	Clear	6.80 x 4.25	32.00	240	240	4.01	6 x 4
	<b>1666</b>	Oversnap Lid	PET	Clear	7.00 x 0.61	14.72	300	300	2.26	4 x 6
	<b>1128</b>	Snap-in Flat Lid	PET	Clear	7.00 x 0.50	17.00	300	300	4.18	4 x 6

### Round Containers w/Tab & Matching Lids

<b>F</b>	<b>1123</b>	32 oz. Container w/Tab	PET	Clear	6.80 x 2.50	19.13	300	300	4.18	4 x 6
<b>G</b>	<b>1113</b>	48 oz. Container w/Tab	PET	Clear	6.80 x 3.50	26.00	300	300	4.18	4 x 6
	<b>1127</b>	Snap-in Dome Lid w/Tab	PET	Clear	6.80 x 0.63	17.00	300	300	4.18	4 x 6
	<b>1128</b>	Snap-in Flat Lid	PET	Clear	7.00 x 0.50	17.00	300	300	4.18	4 x 6





# Parfait Cups

- ▶ Wide variety of cup sizes and capacities
- ▶ Built in tab provides easy opening
- ▶ Insert trays help separate toppings from food below
- ▶ Five unique lid heights and styles



## Parfait Cups

4" Cup



4.7" Cup



## Lids & Inserts

4" Cup

Flat Dome Lid



4.7" Cup

Flat Lid



Low Dome Lid



Flat Ring Dome Lid



High Dome Lid



Cup Insert



Dual Insert Tray



# Parfait Cups



A



B



C



D



E

Item No.	Description	Material	Color Base/Lid	Dia. x Ht. (in.)	Case Wt. (lbs.)	Sleeve Pack	Case Pack	Cube (ft.3)	Ti x Hi
----------	-------------	----------	----------------	------------------	-----------------	-------------	-----------	-------------	---------

### 4" Parfait Cups, Matching Lid & Combo

1414	8 oz. Parfait Cup	PET	Clear	4.00 x 3.10	28.98	1000	1000	4.18	4 x 6
1605	10 oz. Parfait Cup	PET	Clear	4.00 x 4.63	14.76	150	150	1.76	8 x 7
<b>A</b> 1087	16 oz. Parfait Cup	PET	Clear	4.00 x 4.50	25.00	600	600	2.80	6 x 5
1239	Flat Dome Lid	PET	Clear	4.00 x 0.30	17.00	1000	1000	4.18	4 x 6
1363	8 oz. Parfait Cup w/Low Domed Lid	PET	Clear	4.00 x 3.80	22.10	500	500	4.18	4 x 6

### 4.7" Parfait Cups, Matching Lids & Inserts

<b>B</b> 1651	7 oz. Parfait Cup	PET	Clear	4.70 x 2.60	23.61	1000	1000	4.18	4 x 6
1178	8 oz. Parfait Cup	PET	Clear	4.70 x 3.10	29.16	1000	1000	4.18	4 x 6
<b>C</b> 1149	10 oz. Parfait Cup	PET	Clear	4.70 x 3.10	29.16	1000	1000	4.18	4 x 6
1099	Flat Lid	PET	Clear	4.70 x 0.34	17.00	1000	1000	4.18	4 x 6
1152	Low Dome Lid	PET	Clear	4.70 x 0.70	17.00	1000	1000	4.18	4 x 6
1186	Flat Ring Dome Lid	PET	Clear	4.70 x 0.70	17.00	1000	1000	4.18	4 x 6
1211	High Dome Lid	PET	Clear	4.70 x 1.40	17.00	1000	1000	4.18	4 x 6
4402	Cup Insert	PET	Clear	4.70 x 0.64	9.74	1000	1000	0.48	10 x 9
4747	Dual Insert Tray	PET	Clear	4.70 x 0.70	3.96	400	400	0.38	10 x 9

### 4.7" Parfait Cup & Lid Combos

<b>D</b> 1772B	10 oz. Parfait Cup w/Low Dome Lid	PET	Clear/Clear	4.70 x 3.80	11.80	250	250	1.99	8 x 6
1605	10 oz. Parfait Cup w/Flat & High Dome Lids	PET	Clear/Clear	4.70 x 4.50	14.76	150	150	1.76	8 x 7
<b>E</b> 1696	10 oz. Parfait Cup w/High Dome Lid	PET	Clear/Clear	4.70 x 4.50	14.76	150	150	1.76	8 x 7



D&W Brand



Item No.	Description	Material	Color	Dia. x Ht. (in.)	Case Wt. (lbs.)	Sleeve Pack	Case Pack	Cube (ft.3)	Ti x Hi
<b>4" Standard Flange Round Containers &amp; Matching Lids</b>									
<b>A 1094</b>	12 oz. Container	PET	Clear	4.00 x 2.24	29.16	1000	1000	4.18	4 x 6
<b>B 1098</b>	20 oz. Container	PET	Clear	4.00 x 3.62	40.00	1000	1000	4.18	4 x 6
<b>C 1729</b>	32 oz. Container	PET	Clear	4.00 x 5.50	34.00	500	500	3.52	4 x 6
<b>D 1071</b>	Dome Lid, 0.7" High	PET	Clear	4.00 x 0.70	17.00	1000	1000	4.18	4 x 6
<b>1286</b>	Dome Lid, 1.4" High	PET	Clear	4.00 x 1.40	17.00	1000	1000	4.18	4 x 6
<b>4.6" Standard Flange Round Container w/Tab &amp; Matching Lids</b>									
<b>1095</b>	10 oz. Container w/ Tab	PET	Clear	4.60 x 1.92	25.41	1000	1000	4.18	4 x 6
<b>1099</b>	Parfait Flat Lid	PET	Clear	4.70 x 0.34	17.00	1000	1000	4.18	4 x 6
<b>E 1152</b>	Parfait Low Dome Lid	PET	Clear	4.70 x 0.70	17.00	1000	1000	4.18	4 x 6
<b>1186</b>	Parfait Flat Ring Dome Lid	PET	Clear	4.70 x 0.70	17.00	1000	1000	4.18	4 x 6
<b>6.9" Wide Flange Round Container &amp; Matching Lid</b>									
<b>F 1851</b>	54 oz. Wide Flange Container	PET	Clear	6.88 x 4.50	23.14	240	240	4.01	5 x 2
<b>1666</b>	Oversnap Lid	PET	Clear	7.00 x 0.61	14.72	300	300	2.26	10 x 2
<b>10" Bowls &amp; Matching Lids</b>									
<b>48104030</b>	40 oz. Bowl	PET	Clear	10.00 x 2.00	25.75	75	300	5.69	4 X 4
<b>G 48106430</b>	64 oz. Bowl	PET	Clear	10.00 x 3.00	33.65	75	300	5.87	4 x 4
<b>H 47110030</b>	Flat Dome Lid	PET	Clear	10.00 x 0.70	16.80	75	300	5.14	4 x 4
<b>47120030</b>	Dome Lid	PET	Clear	10.00 x 1.00	18.89	75	300	5.14	4 x 4





# Hula Bowls

Unique shape and crystal clarity highlight fresh cut fruits and vegetables



◀ Tabs designed for easy opening

◀ Smooth sidewall for merchandising

Six positive lock locations ▲ securely position the lid while allowing air flow for degassing ability

### Lid Options



▲  
Oval flat lid



▲  
Oval dome lid



A



B



C

Item No.	Description	Material	Color Base/Lid	Lngh. x Wdth. x Ht. (in.)	Case Wt. (lbs.)	Sleeve Pack	Case Pack	Cube (ft.3)	Ti x Hi
----------	-------------	----------	----------------	---------------------------	-----------------	-------------	-----------	-------------	---------

### Hula Bowls & Matching Lids

A	1220	65 oz. Oval Bowl	PET	Clear	12.00 x 8.30 x 2.18	18.03	75	150	3.25	6 x 5
B	1230	80 oz. Oval Bowl	PET	Clear	12.00 x 8.30 x 3.00	18.03	75	150	3.25	6 x 5
	1212	Oval Flat Lid	PET	Clear	12.00 x 8.30 x 0.40	13.00	150	150	1.69	9 x 5
	1204	Oval Dome Lid	PET	Clear	12.00 x 8.30 x 1.40	11.00	150	150	2.05	9 x 5

### Hula Bowl & Lid Combos

C	1203	80 oz. Oval Bowl w/ Dome Lid	PET	Clear/Clear	12.00 x 8.30 x 4.00	10.02	50	50	2.08	8 x 5
	1284	65 oz. Oval Bowl w/ Flat Lid	PET	Clear/Clear	12.00 x 8.30 x 2.18	13.00	75	75	2.05	9 x 5

**FreshServe®**

Seals in freshness, maximizing shelf life ▶

Ultra clear containers ▶ and lids enhance merchandising



◀ Broad range of sizes to fit multiple applications



Square shape and stackability maximizes shelf utilization

◀ PET and PLA material options

**Square Container - Flange Options**

**Standard Flange Container - Bottom Options**

**Wide Flange Container**



**Standard Flange Container**



**Standard Bottom**



**Smooth Bottom**



**Dome Bottom**



**Square Lids**

**Square Lid, Inside Fit**




**Square Lid, Outside Fit**



**Square Lid, Inside/Outside Fit**



FreshServe®



Item No.	Description	Material	Color	Lngh. x Wdth. x Ht. (in.)	Case Wt. (lbs.)	Sleeve Pack	Case Pack	Cube (ft.3)	Ti x Hi		
<b>Wide Flange Square Containers &amp; Matching Lids</b>											
<b>A</b>	<b>SD8FC1</b>		8 oz. Container	PET	Clear	4.50 x 4.50 x 1.50	14.99	50	750	3.11	5 x 6
<b>A</b>	<b>SD8FPLAC1</b>		8 oz. Container	PLA	Clear	4.50 x 4.50 x 1.50	14.34	50	750	3.20	5 x 7
<b>B</b>	<b>SD8FT</b>		8 oz. Container w/ Taper	PET	Clear	4.50 x 4.50 x 1.50	10.23	50	500	1.93	8 x 5
<b>C</b>	<b>SD12FC1</b>		12 oz. Container	PET	Clear	4.50 x 4.50 x 2.00	17.96	50	750	2.87	5 x 7
<b>C</b>	<b>SD12FPLAC1</b>		12 oz. Container	PLA	Clear	4.50 x 4.50 x 2.00	15.87	50	750	2.91	5 x 7
<b>D</b>	<b>SD14F</b>		14 oz. Container	PET	Clear	4.50 x 4.50 x 2.50	21.36	50	750	2.87	5 x 7
<b>E</b>	<b>SD16FC1</b>		16 oz. Container	PET	Clear	4.50 x 4.50 x 3.00	22.66	30	750	3.65	6 x 3
<b>E</b>	<b>SD16FPLAC1</b>		16 oz. Container	PLA	Clear	4.50 x 4.50 x 3.00	18.53	30	750	3.65	6 x 4
<b>F</b>	<b>SD24F</b>		24 oz. Container	PET	Clear	4.50 x 4.50 x 4.20	20.90	50	500	3.23	6 x 5
	<b>SDOFLDC1</b>		Outside Fit Lid	PET	Clear	4.67 x 4.67 x 0.80	24.09	60	1500	5.83	4 x 4
	<b>SDOFHPG1</b>		Outside Fit Lid	PET	Clear	4.67 x 4.67 x 0.80	18.81	50	1000	4.51	5 x 5
	<b>SDOFPLAC1</b>		Outside Fit Lid	PLA	Clear	4.67 x 4.67 x 0.63	22.34	60	1500	5.83	4 x 4



FreshServe®



A



B



C



D



E



F

Item No.	Description	Material	Color	Lngh. x Wdth. x Ht. (in.)	Case Wt. (lbs.)	Sleeve Pack	Case Pack	Cube (ft.3)	Ti x Hi
----------	-------------	----------	-------	---------------------------	-----------------	-------------	-----------	-------------	---------

Standard Flange Square Containers & Interchangeable Lids

A	SD8C1	8 oz. Container, Standard Bottom	PET	Clear	4.50 x 4.50 x 1.50	15.58	50	750	3.11	5 x 7
	SD8N	8 oz. Container	PLA	Clear	4.50 x 4.50 x 1.50	10.50	25	500	1.93	8 x 5
B	SD12C1	12 oz. Container, Standard Bottom	PET	Clear	4.50 x 4.50 x 2.00	21.06	50	750	3.11	5 x 6
	SD12NC1	12 oz. Container	PLA	Clear	4.50 x 4.50 x 2.00	18.19	50	750	3.11	5 x 7
	SD12PBC1	12 oz. Container, Smooth Bottom	PET	Clear	4.50 x 4.50 x 2.07	18.20	50	750	3.11	5 x 6
C	SD16C1	16 oz. Container, Standard Bottom	PET	Clear	4.50 x 4.50 x 3.00	22.90	50	750	3.59	6 x 4
	SD16NC1	16 oz. Container	PLA	Clear	4.50 x 4.50 x 3.00	19.18	30	750	3.59	6 x 4
	SD16DBC1	16 oz. Container, Dome Bottom	PET	Clear	4.50 x 4.50 x 3.00	21.45	50	750	3.59	6 x 4
D	SD24	24 oz. Container, Standard Bottom	PET	Clear	4.50 x 4.50 x 4.20	21.67	25	500	3.42	6 x 5
	SD24N	24 oz. Container	PLA	Clear	4.50 x 4.50 x 4.20	18.42	25	500	3.23	6 x 5
	SD24DB	24 oz. Container, Dome Bottom	PET	Clear	4.50 x 4.50 x 4.00	19.90	25	500	3.42	6 x 5
E	SD32	32 oz. Container, Standard Bottom	PET	Clear	4.50 x 4.50 x 5.00	21.83	25	500	3.23	6 x 5
	SD32N	32 oz. Container	PLA	Clear	4.50 x 4.50 x 5.00	20.93	25	500	3.23	6 x 5
	SD32DB	32 oz. Container, Dome Bottom	PET	Clear	4.50 x 4.50 x 5.00	21.50	25	500	3.23	6 x 5
F	SD40B1	40 oz. Container, Standard Bottom	PET	Clear	4.50 x 4.50 x 6.00	30.00	25	500	3.37	6 x 5
	SDIFLDC1	Inside Fit Lid	PET	Clear	4.67 x 4.67 x 0.50	19.86	60	1500	5.83	4 x 4
	SDIFPLAC1	Inside Fit Lid	PLA	Clear	4.67 x 4.67 x 0.50	19.86	60	1500	5.83	4 x 4
	SDOFLDC1	Outside Fit Lid	PET	Clear	4.67 x 4.67 x 0.80	24.09	60	1500	5.83	4 x 4
	SDOFHGP1	Outside Fit Lid	PET	Clear	4.67 x 4.67 x 0.80	18.81	50	1000	4.51	5 x 5
	SDOFPLAC1	Outside Fit Lid	PLA	Clear	4.67 x 4.67 x 0.80	22.34	60	1500	5.83	4 x 4
	SDOFHGP1	Outside Fit Lid w/ Dome	PET	Clear	4.67 x 4.67 x 0.80	18.81	50	1000	4.51	5 x 5
SDRPIFLDC1	Inside/Outside Fit Lid	PET	Clear	4.67 x 4.67 x 0.63	24.18	60	1500	5.83	4 x 4	



## Rectangular Containers

### FreshServe®

Containers and lids with large view windows showcase products

Stackable for easy merchandising and handling

Continuous seal and corner locking design prevent leakage and increase shelf life

Choose from ultra clear or black PET for merchandising flexibility



### Rectangular Containers

8, 12 and 16 oz.  
Rectangular  
Containers



32 oz.  
Rectangular  
Containers



64 oz.  
Rectangular  
Containers



### Rectangular Lids

Lid for 8 and 16 oz.  
Containers




Lid for 32 oz.  
Containers



Lid for 64 oz.  
Containers



FreshServe®



Item No.	Description	Material	Color	Lngh. x Wdth. x Ht. (in.)	Case Wt. (lbs.)	Sleeve Pack	Case Pack	Cube (ft.3)	Tl x Hi	
<b>8, 12 and 16 oz. Rectangular Containers &amp; Matching Lid</b>										
<b>A</b>	<b>FS08P</b>	8 oz. Container	PET	Clear	5.25 x 4.75 x 1.13	4.81	200	200	0.99	16 x 6
<b>B</b>	<b>FS12P</b>	12 oz. Container	PET	Clear	5.25 x 4.75 x 1.67	5.30	200	200	0.99	16 x 6
<b>C</b>	<b>FS16BP</b>	16 oz. Container	PET	Black	5.25 x 4.75 x 2.41	7.33	200	200	0.99	10 x 8
<b>D</b>	<b>FS16P</b>	16 oz. Container	PET	Clear	5.25 x 4.75 x 2.41	7.33	200	200	0.99	16 x 6
<b>FS01P</b>	Lid for 8, 12 and 16 oz. Container	PET	Clear	5.25 x 4.75 x 0.69	4.51	200	200	0.73	16 x 6	
<b>32 oz. Rectangular Containers &amp; Matching Lid</b>										
<b>E</b>	<b>FS32BP</b>	32 oz. Container	PET	Black	7.13 x 5.25 x 2.75	10.73	200	200	1.26	11 x 6
<b>F</b>	<b>FS32P</b>	32 oz. Container	PET	Clear	7.13 x 5.25 x 2.75	9.99	200	200	1.26	11 x 6
<b>FS02P</b>	Lid for 32 oz. Container	PET	Clear	7.13 x 5.25 x 0.69	6.73	200	200	1.06	11 x 8	
<b>64 oz. Rectangular Containers &amp; Matching Lid</b>										
<b>G</b>	<b>FS64BP</b>	64 oz. Container	PET	Black	10.50 x 7.13 x 2.41	20.33	200	200	2.49	5 x 6
<b>H</b>	<b>FS64P</b>	64 oz. Container	PET	Clear	10.50 x 7.13 x 2.41	21.08	200	200	2.49	5 x 6
<b>FS03P</b>	Lid for 64 oz. Container	PET	Clear	10.50 x 7.13 x 0.69	13.65	200	200	1.97	5 x 6	

D&W Brand



Item No.	Description	Material	Color Base/Lid	Lngh. x Wdth. x Ht. (in.)	Case Wt. (lbs.)	Sleeve Pack	Case Pack	Cube (ft.3)	Ti x Hi
----------	-------------	----------	----------------	---------------------------	-----------------	-------------	-----------	-------------	---------

4.75" Square Container/Lid Combos

<b>1198</b>	24 oz. Container w/ Lid	PET	Clear/Clear	4.75 x 4.75 x 3.93	28.13	450	450	4.54	6 x 4
<b>A 1532</b>	10 oz. Single-Comp. Container w/ Dip Cup and Flat Lid	PET	Clear/Clear	4.75 x 4.75 x 1.75	19.66	825	825	4.54	6 x 4
<b>1533</b>	10 oz. Container w/ Lid	PET	Clear/Clear	4.75 x 4.75 x 1.75	21.20	450	450	4.54	6 x 4

5" Square Containers w/ Taper & Matching Lid

<b>1765</b>	4-Comp. 12 oz. Heat Sealable Container	PET	Clear	5.60 x 5.08 x 1.58	36.89	1200	1200	4.31	6 x 2
<b>B 4694</b>	16 oz. Container	PET	Clear	5.05 x 5.05 x 2.80	29.11	720	720	3.08	5 x 5
<b>4700</b>	8 oz. Container	PET	Clear	5.03 x 5.03 x 1.62	23.60	810	810	3.24	5 x 5
<b>C 4701</b>	Square Lid For 8/16 oz. Containers	PET	Clear	5.34 x 5.34 x 0.34	22.63	1020	1020	2.38	4 x 7

6" Square Container/Lid Combos

<b>1707</b>	16 oz. 2- Comp. Container w/ Flat Lid	PET	Clear/Clear	6.00 x 6.00 x 2.06	20.77	240	240	4.54	6 X 4
<b>1707-1</b>	16 oz. 2- Comp. Container w/ Lid	PET	Clear/Clear	6.00 x 6.00 x 2.06	19.81	200	200	4.54	6 x 4
<b>D 1723</b>	16 oz. 4-Comp. Container w/ Lid	PET	Black/Clear	6.00 x 6.00 x 2.63	21.00	240	240	4.54	6 x 4
<b>D 1723-1</b>	16 oz. 4-Comp. Container w/ Lid	PET	Black/Clear	6.00 x 6.00 x 2.63	20.00	200	200	4.54	6 x 4

7" Square Container/Lid Combos

<b>E 1194</b>	64 oz. Container w/ Lid	PET	Clear/Clear	7.04 x 7.04 x 4.00	23.00	160	160	3.44	6 x 4
<b>1195</b>	40 oz. Container w/ Lid	PET	Clear/Clear	7.04 x 7.04 x 2.90	22.00	160	160	3.44	6 x 4
<b>1196</b>	38 oz. 2- Comp. Container w/ Lid	PET	Clear/Clear	7.04 x 7.04 x 2.90	20.00	160	160	3.44	6 x 4
<b>1317</b>	40 oz. Container w/ Dip Cup and Flat Lid	PET	Clear/Clear	7.04 x 7.04 x 2.25	20.46	160	160	3.44	6 x 4

8" Square Containers & Matching Lids

<b>F N91BP</b>	SeeShell® Scalloped Container, 44 oz.	PET	Clear	8.64 x 8.64 x 2.10	224.36	2200	2200	32.78	1 x 1
<b>F N91P</b>	SeeShell® Scalloped Container, 44 oz.	PET	Clear	8.64 x 8.64 x 2.10	19.05	220	220	2.98	5 x 6
<b>G N92BP</b>	SeeShell® Scalloped Lid, Bulk Pack	PET	Clear	8.64 x 8.64 x 1.50	224.36	2200	2200	32.78	1 x 1
<b>G N92P</b>	SeeShell® Scalloped Lid	PET	Clear	8.64 x 8.64 x 1.50	19.05	220	220	2.98	5 x 6



# SecureTab® Round



▶ Pull tab with easy-to-read, embossed instructions



▶ Sturdy base and light weight tamper-evident lid



▶ Tab positions for maximum shelf-stocking efficiency

## Round Containers

### 4.6" Round FreshServe® Containers



## Round Lids

### SecureTab® Lid for 4.6" Round FreshServe® Containers



Item No.	Description	Color	Dia. x Ht. (in.)	Case Wt. (lbs.)	Sleeve Pack	Case Pack	Cube (ft.3)	Ti x Hi
<b>4.6" Round FreshServe® Containers &amp; Matching Tamper-Evident Lid</b>								
A	RD8C1	8 oz. Container	Clear	4.60 x 1.80	16.04	30	750	4.27 6 x 4
B	RDOB	8 oz. Car Cup	Clear	4.60 x 3.10	13.46	25	500	3.29 4 x 7
C	RD12C1	12 oz. Container	Clear	4.60 x 2.50	20.29	30	750	4.27 6 x 4
D	RD16B1	16 oz. Container	Clear	4.60 x 3.00	28.53	30	750	4.29 4 x 5
E	RD24B1	24 oz. Container	Clear	4.60 x 4.30	22.43	25	500	3.42 6 x 5
F	RD28B1	28 oz. Container	Clear	4.60 x 4.90	23.88	25	500	3.42 6 x 5
G	RD32B1	32 oz. Container	Clear	4.60 x 5.60	24.77	25	500	3.42 6 x 5
H	RDIFTR-1	SecureTab® Lid for FreshServe® Round Containers	Clear	4.86 x 0.50	8.75	50	500	2.81 8 x 5





# SecureTab® Square



## Square Containers

4.5" Square Containers



7" Square Containers



## Square Lids


SecureTab® Lid for 4.5" Square FreshServe® Containers



SecureTab® Lid for 7" Square Containers



# SecureTab® Square



Item No.	Description	Color	Lngh. x Wdth. x Ht. (in.)	Case Wt. (lbs.)	Sleeve Pack	Case Pack	Cube (ft.3)	Ti x Hi
----------	-------------	-------	---------------------------	-----------------	-------------	-----------	-------------	---------

## 4.5" Square Containers & Matching Tamper-Evident Lid

<b>A</b>	<b>SD8C1</b>	8 oz. Container, Standard Bottom	Clear	4.50 x 4.50 x 1.50	15.58	50	750	3.11	5 x 7
<b>B</b>	<b>SD12C1</b>	12 oz. Container, Standard Bottom	Clear	4.50 x 4.50 x 2.00	21.06	50	750	3.11	5 x 6
	<b>SD12PBC1</b>	12 oz. Container, Smooth Bottom	Clear	4.50 x 4.50 x 2.07	18.20	50	750	3.11	5 x 6
	<b>SD16C1</b>	16 oz. Container, Standard Bottom	Clear	4.50 x 4.50 x 3.00	22.90	50	750	3.59	6 x 4
<b>C</b>	<b>SD16DBC1</b>	16 oz. Container, Dome Bottom	Clear	4.50 x 4.50 x 3.00	21.45	50	750	3.59	6 x 4
<b>D</b>	<b>SD24</b>	24 oz. Container, Standard Bottom	Clear	4.50 x 4.50 x 4.20	21.67	25	500	3.42	6 x 5
	<b>SD24DB</b>	24 oz. Container, Dome Bottom	Clear	4.50 x 4.50 x 4.00	19.90	25	500	3.42	6 x 5
	<b>SD32</b>	32 oz. Container, Standard Bottom	Clear	4.50 x 4.50 x 5.00	21.83	25	500	3.23	6 x 5
<b>E</b>	<b>SD32DB</b>	32 oz. Container, Dome Bottom	Clear	4.50 x 4.50 x 5.00	21.50	25	500	3.23	6 x 5
	<b>SD40B1</b>	40 oz. Container, Standard Bottom	Clear	4.50 x 4.50 x 6.00	30.00	25	500	3.37	6 x 5
<b>F</b>	<b>SDIFTRC1</b>	SecureTab® Lid for FreshServe® Square Containers	Clear	4.99 x 4.62 x 0.50	13.57	750	750	2.92	9 x 4

Item No.	Description	Color	Lngh. x Wdth. x Ht. (in.)	Case Wt. (lbs.)	Sleeve Pack	Case Pack	Cube (ft.3)	Ti x Hi
----------	-------------	-------	---------------------------	-----------------	-------------	-----------	-------------	---------

## 7" Square Containers & Matching Tamper-Evident Lid

<b>G</b>	<b>1299</b>	38 oz. 2-Comp. Container	Clear	7.00 x 7.00 x 2.90	23.00	240	240	3.44	6 x 4
	<b>1238</b>	48 oz. Container	Clear	7.04 x 7.04 x 2.80	19.45	240	240	2.75	5 x 3
<b>H</b>	<b>1253</b>	64 oz. Container	Clear	7.04 x 7.04 x 4.10	22.10	240	240	2.75	5 x 3
<b>I</b>	<b>1232</b>	SecureTab® Lid for 7" Square Containers	Clear	7.60 x 7.22 x 0.50	19.84	480	480	4.88	5 x 2



# VersaLock® Square and Rectangular



VersaLock® Square and Rectangular containers utilize a tamper evident CORNER TAB feature to provide you and your customers a clear indication if products have been tampered with or damaged.

## How to Use VersaLock® Tamper Evident Feature:




1 Sealed package corner lid tab indicates that package has not been tampered with



2 Pushing down on corner tab breaks seal



3 Broken seals and raised tab indicate that container has been tampered with



4 Lifting up on tab while pushing down on base side opens container

# VersaLock® Square

Clear PET makes it easy to see what is inside

Lid design provides secure stacking

Corner tab with arrows indicating where to press down to open

Tight perimeter seals ensure leak-resistance

Flat panel area for labeling

\*Feature available only on 8" square containers

Sidewall feature designed to prevent tampering\*



A

B

C

D

E

F

Item No.	Description	Color	Lngh. x Wdth. x Ht. (in.)	Case Wt. (lbs.)	Sleeve Pack	Case Pack	Cube (ft.3)	Ti x Hi
----------	-------------	-------	---------------------------	-----------------	-------------	-----------	-------------	---------

### 5" Square Containers & Matching Tamper-Evident Lid

A	PT201-0508B	8 oz. Container	Clear	5.15 x 5.15 x 1.72	12.79	63	504	2.60	8 x 4
B	PT201-0516B	16 oz. Container	Clear	5.15 x 5.15 x 3.00	17.49	63	504	2.79	8 x 4
C	PT201-0506L	VersaLock® Square Lid for 8/16 oz.	Clear	5.15 x 5.15 x 0.60	8.43	63	504	1.73	10 x 6

### 8" Square Containers & Matching Tamper-Evident Lid

D	PT201-0832B	32 oz. Container	Clear	8.35 x 8.35 x 2.10	22.50	75	300	3.77	4 x 5
E	PT201-0864B	64 oz. Container	Clear	8.35 x 8.35 x 3.60	30.00	75	300	3.95	4 x 5
F	PT201-0806L	VersaLock® Square Lid for 32/64 oz.	Clear	7.78 x 7.78 x 0.60	16.20	50	300	3.12	6 x 5





# VersaLock® Rectangular



Item No.	Description	Color	Length. x Width. x Ht. (in.)	Case Wt. (lbs.)	Sleeve Pack	Case Pack	Cube (ft.3)	Ti x Hi
<b>5.75" x 4.75" Rectangular Containers &amp; Matching Tamper-Evident Lids</b>								
A 1823	8 oz. Container	Clear	5.72 x 4.86 x 1.69	12.09	440	440	2.22	8 x 3
B 1833	12 oz. Container	Clear	5.72 x 4.86 x 2.16	13.20	440	440	2.22	8 x 3
B 1834	12 oz. Container	Clear	5.72 x 4.86 x 2.16	171.43	54	6588	31.24	1 x 1
C 1843	16 oz. Container	Clear	5.72 x 4.86 x 2.78	16.60	440	440	2.36	8 x 3
D 1825	Rectangular Lid for 8/12/16 oz.	Clear	4.98 x 4.12 x 0.40	9.30	440	440	1.50	8 x 3
D 1826	Rectangular Lid for 8/12/16 oz.	Clear	4.98 x 4.12 x 0.40	217.50	62	10,044	31.24	1 x 1
<b>7.5" x 5.5" Rectangular Containers &amp; Matching Tamper-Evident Lids</b>								
E 1803	24 oz. Container	Clear	7.34 x 5.55 x 2.29	11.20	200	200	1.58	6 x 5
E 1835	24 oz. Container	Clear	7.34 x 5.55 x 2.29	280.43	50	4300	31.24	1 x 1
F 1813	32 oz. Container	Clear	7.34 x 5.55 x 2.79	12.00	200	200	1.58	10 x 3
G 1840	40 oz. Container	Clear	7.34 x 5.55 x 3.41	12.43	50	200	1.74	10 x 3
G 1841	40 oz. Container	Clear	7.34 x 5.55 x 3.41	256.30	50	4300	31.24	1 x 1
H 1836	Rectangular Lid for 24/32/40 oz.	Clear	6.60 x 4.81 x 0.40	290.66	60	6720	31.24	1 x 1
H 1804	Rectangular Lid for 24/32/40 oz.	Clear	6.60 x 4.81 x 0.40	187.14	5544	5544	26.58	1 x 1
H 1805	Rectangular Lid for 24/32/40 oz.	Clear	6.60 x 4.81 x 0.40	6.80	200	200	1.06	6 x 5





# Cruiser Bowls®



▲ Ribbed sidewall for added strength

## Lid Vent Size Options



▲ Tab lid for easy opening and closing



▲ Pin Vent



▲ 3MM Vent

## Round Bowls

**Small Diameter Bowls**



**Medium Diameter Bowls**



**Large Diameter Bowls**



## Round Vented Lids

**Small Diameter**



**Medium Diameter**



**Large Diameter**



## Cruiser Bowls®



Item No.	Description	Material	Color	Dia. x Ht. (in.)	Case Wt. (lbs.)	Sleeve Pack	Case Pack	Cube (ft.3)	Ti x Hi	
<b>Small Diameter Bowls &amp; Matching Lids</b>										
<b>A</b>	<b>CT757-050</b>	5 oz. Bowl	MFPP	Black	4.75 x 1.16	10.92	50	500	2.39	5 x 9
<b>B</b>	<b>CT757-060</b>	6 oz. Bowl	MFPP	Black	4.75 x 1.35	10.92	50	500	2.39	5 x 9
<b>C</b>	<b>CT757-080</b>	8 oz. Bowl	MFPP	Black	4.75 x 1.72	13.19	50	500	2.39	5 x 9
<b>D</b>	<b>CT757-085CC-1</b>	8 oz. Car Cup Bowl	MFPP	Black	4.75 x 2.10	14.00	500	500	0.87	5 x 8
<b>E</b>	<b>CT757-100</b>	10 oz. Bowl	MFPP	Black	4.75 x 2.15	14.80	50	500	2.39	5 x 9
<b>F</b>	<b>CT757-120</b>	12 oz. Bowl	MFPP	Black	4.75 x 2.66	13.90	50	500	2.46	5 x 9
	<b>PL257-1001H1</b>	Lid with Pin Vent	PP	Clear	4.75 x 0.73	7.13	50	500	2.09	5 x 9
<b>G</b>	<b>PL257-1001H3-1</b>	Lid with 3MM Vent	PP	Clear	4.75 x 0.73	7.13	50	500	2.09	5 x 9
<b>Medium Diameter Bowls &amp; Matching Lids</b>										
<b>H</b>	<b>CT757-125-1</b>	12 oz. Bowl	MFPP	Black	5.82 x 1.60	22.84	78	624	4.33	6 x 4
<b>I</b>	<b>CT757-160-1</b>	16 oz. Bowl	MFPP	Black	5.82 x 2.40	27.46	78	624	4.33	6 x 4
<b>J</b>	<b>CT757-220-1</b>	22 oz. Bowl	MFPP	Black	5.82 x 2.80	31.28	78	624	4.33	6 x 4
<b>K</b>	<b>CT757-240-1</b>	24 oz. Bowl	MFPP	Black	5.82 x 3.20	34.45	78	624	4.33	6 x 4
	<b>PL257-2001H1-1</b>	Lid with Pin Vent	PP	Clear	5.80 x 0.34	12.24	52	624	2.56	6 x 5
<b>L</b>	<b>PL257-2001H3-1</b>	Lid with 3MM Vent	PP	Clear	5.80 x 0.34	12.49	52	624	2.64	8 x 5
<b>L</b>	<b>PL257-2001H3</b>	Lid with 3MM Vent	PP	Clear	5.80 x 0.34	11.52	50	500	2.56	8 x 6
<b>Large Diameter Bowls &amp; Matching Lid</b>										
	<b>CT557-320</b>	32 oz. Bowl	MFPP	White	6.75 x 2.90	17.40	75	300	2.80	6 x 6
<b>M</b>	<b>CT757-320</b>	32 oz. Bowl	MFPP	Black	6.75 x 2.90	17.40	75	300	2.80	6 x 6
<b>N</b>	<b>PL257-3001H1</b>	Lid with Pin Vent	PP	Clear	6.75 x 0.71	7.97	300	300	2.18	5 x 6

# Cruiser Sides®



▲ Tabs on base and lid



▲ Positive lid fit

## Square Lids

### 4" Vented Lid



### 5" Vented Lid



Item No.	Description	Material	Color	Lngth. x Wdth. x Ht. (in.)	Case Wt. (lbs.)	Sleeve Pack	Case Pack	Cube (ft.3)	Ti x Hi
----------	-------------	----------	-------	----------------------------	-----------------	-------------	-----------	-------------	---------

### 4" Square Containers & Matching Lid

<b>A</b>	<b>CT770-041</b>	4 oz. Container	MFPP	Black	4.00 x 4.00 x 1.50	9.45	60	540	1.65	8 x 7
<b>B</b>	<b>CT570-041</b>	4 oz. Container	MFPP	White	4.00 x 4.00 x 1.50	9.45	60	540	1.65	8 x 7
<b>C</b>	<b>CT770-061</b>	6 oz. Container	MFPP	Black	4.00 x 4.00 x 2.10	11.74	60	540	1.69	8 x 7
<b>D</b>	<b>CT570-061</b>	6 oz. Container	MFPP	White	4.00 x 4.00 x 2.10	11.74	60	540	1.69	8 x 7
<b>PL270-0411H1</b>	Vented Lid	PP	Clear	4.00 x 4.00 x 0.50	5.92	45	540	1.49	8 x 8	

### 5" Square Containers & Matching Lid

<b>E</b>	<b>CT771-081</b>	8 oz. Container	MFPP	Black	5.00 x 5.00 x 1.60	12.90	80	480	2.21	5 x 8
<b>F</b>	<b>CT571-081</b>	8 oz. Container	MFPP	White	5.00 x 5.00 x 1.60	12.90	80	480	2.21	5 x 8
<b>G</b>	<b>CT771-161</b>	16 oz. Container	MFPP	Black	5.00 x 5.00 x 2.90	18.47	80	480	2.41	5 x 8
<b>H</b>	<b>CT571-161</b>	16 oz. Container	MFPP	White	5.00 x 5.00 x 2.90	18.47	80	480	2.41	5 x 8
<b>PL271-0811H1</b>	Vented Lid	PP	Clear	5.00 x 5.00 x 0.50	8.12	80	480	1.99	6 x 8	



# Cruiser Ware

Raised center platform allows for excellent stackability

Positive perimeter seal "snap" keeps food contained



Anti-fog vented lid allows moisture to escape, keeping lid clear and food quality optimum




Top-shelf dishwasher safe: allows package to be cleaned and reused

## Rectangular Lids

### Small Entrée Containers Vented Dome Lid



### Large Entrée Containers



Item No.	Description	Material	Color	Lngh. x Wdth. x Ht. (in.)	Case Wt. (lbs.)	Sleeve Pack	Case Pack	Cube (ft.3)	Ti x Hi	
<b>Small Entrée Containers &amp; Matching Lid</b>										
A	CT784-1024	24 oz. Base	MFPP	Black	10.30 x 7.15 x 1.30	17.44	60	240	3.44	5 x 5
B	CT784-1032	32 oz. Base	MFPP	Black	10.30 x 7.15 x 1.62	21.00	60	240	3.44	5 x 5
C	CT784-1048	48 oz. Base	MFPP	Black	10.30 x 7.15 x 2.26	23.47	60	240	3.63	5 x 5
PL284-1014H3	Vented Dome Lid	PP	Clear	10.30 x 7.15 x 1.14	12.22	240	240	2.73	5 x 6	
<b>Large Entrée Containers &amp; Matching Lids</b>										
CT584-1154	54 oz. Base	MFPP	White	11.40 x 8.15 x 2.00	24.10	60	240	4.49	4 x 5	
D	CT784-1154	54 oz. Base	MFPP	Black	11.40 x 8.15 x 2.00	24.10	60	240	4.49	4 x 5
PL284-1114H3	Vented Dome Lid	PP	Clear	11.40 x 8.15 x 1.14	15.34	60	240	3.78	5 x 5	
PL284-1124H3	Vented High Dome Lid	PP	Clear	11.40 x 8.15 x 1.54	17.47	60	240	3.78	5 x 5	






# Cruiser Wave



## Rectangular Lids

### Small Entrée Containers Vented Lid



### Large Entrée Containers Vented Lid



Item No.	Description	Material	Color	Lngh. x Wdth. x Ht. (in.)	Case Wt. (lbs.)	Sleeve Pack	Case Pack	Cube (ft.3)	Ti x Hi	
<b>Small Entrée Containers &amp; Matching Lid</b>										
<b>A</b>	<b>CT774-10321-1</b>	32 oz. Base	MFPP	Black	10.30 x 7.15 x 1.85	19.27	60	240	3.44	5 x 5
<b>B</b>	<b>CT774-10322C-1</b>	32 oz. 2-Comp. Base	MFPP	Black	10.30 x 7.15 x 2.45	24.63	60	240	3.82	5 x 5
	<b>PL274-10124H3</b>	Vented Lid	PP	Clear	10.30 x 7.15 x 1.20	11.91	60	240	2.73	5 x 6
<b>Large Entrée Container &amp; Matching Lid</b>										
<b>C</b>	<b>CT774-11482C-1</b>	48 oz. 2-Comp. Base	MFPP	Black	11.40 x 8.15 x 2.70	32.44	60	240	4.72	4 x 5
	<b>PL274-11124H3</b>	Vented Lid	PP	Clear	11.40 x 8.15 x 1.20	14.93	60	240	3.73	5 x 5



## Oblong Trays & Lids


# D&W Brand Oblong Trays & Lids



Lid Height Options



Positive Stacking



Vented Lid Options



Easy-open Large Lids

### Oblong Bases

#### Single Compartment



#### Two Compartment



#### Three Compartment



### Oblong Lids

Lid for  
8/12 oz.  
Trays

High Dome  
Lid



Lid for  
16 oz.  
Trays

High Dome  
Lid



Lids for 24/32 oz.  
Trays

Flat Dome  
Lid



High Dome  
Lid



High  
Smoothwall  
Dome



Lids for 48/64 oz.  
Trays


Low Dome  
Lid



High Dome  
Lid



# D&W Brand Oblong Trays & Lids



Item No.	Description	Material	Color	Lngth. x Wdth. x Ht. (in.)	Case Wt. (lbs.)	Sleeve PCK	Case Pack	Cube (ft.3)	Ti x Hi
<b>8 and 12 oz. Oblong Trays &amp; Matching Lid</b>									
<b>A</b>	<b>8RO-M-04</b>								
	8 oz. Oblong	MFPP	Black	5.82 x 4.75 x 1.00	10.42	125	500	1.29	8 x 9
	<b>12RO-M-04</b>								
	12 oz. Oblong	MFPP	Black	5.82 x 4.75 x 1.50	11.97	125	500	1.44	7 x 9
	<b>12RO-M-05</b>								
	12 oz. Oblong	MFPP	White	5.82 x 4.75 x 1.50	11.97	125	500	1.44	7 x 9
	<b>CL262-129</b>								
	8/12 oz. High Oblong Dome	OPS	Clear	5.92 x 4.86 x 1.20	6.90	125	500	2.03	4 x 9
<b>16 oz. Oblong Trays &amp; Matching Lid</b>									
<b>B</b>	<b>16RO-M-04</b>								
	16 oz. Oblong	MFPP	Black	6.35 x 5.19 x 1.60	17.15	125	500	1.82	7 x 8
<b>C</b>	<b>CT762-169CP</b>								
	16 Oz. Oblong w/Dome Lid	MFPP/ OPS	Black/ Clear	6.48 x 5.31 x 2.40	12.50	250	250	1.82	6 x 9
	<b>16RO-M-05</b>								
	16 oz. Oblong	MFPP	White	6.35 x 5.19 x 1.60	17.15	125	500	1.82	7 x 8
	<b>CL262-169</b>								
	16 oz. High Oblong Dome	OPS	Clear	6.48 x 5.31 x 1.25	7.80	125	500	2.71	3 x 8
<b>24 and 32 oz. Oblong Trays &amp; Matching Lids</b>									
<b>D</b>	<b>24RO-M-04</b>								
	24 oz. Oblong	MFPP	Black	8.03 x 6.54 x 1.60	13.75	125	250	1.28	4 x 11
<b>E</b>	<b>242RO-M-04</b>								
	24 oz. Oblong 2 Comp.	MFPP	Black	8.03 x 6.54 x 1.50	14.64	125	250	1.44	4 x 11
	<b>24RO-M-04BP</b>								
	24 oz. Oblong, Bulk Pack	MFPP	Black	8.07 x 6.61 x 1.65	353.40	6820	6820	31.85	1 x 1
<b>F</b>	<b>243RO-M-04</b>								
	24 oz. Oblong 3 Comp.	MFPP	Black	8.03 x 6.54 x 1.80	14.63	125	250	1.44	4 x 11
	<b>CT762-249CP</b>								
	24 Oz. Oblong w/Dome Lid	MFPP/ OPS	Black/ Clear	8.15 x 6.65 x 2.50	11.17	125	125	2.19	3 x 12
<b>G</b>	<b>CT24OBR-07CP</b>								
	24 Oz. Oblong w/Vented Dome Lid	MFPP/ OPS	Black/ Clear	8.15 x 6.65 x 2.50	9.30	100	100	1.83	4 x 11
	<b>32RO-M-04</b>								
	32 oz. Oblong	MFPP	Black	8.03 x 6.54 x 2.00	14.77	125	250	1.40	4 x 11
	<b>CL262-320</b>								
	24/32 oz. Flat Oblong Dome	OPS	Clear	8.15 x 6.65 x 0.40	6.30	125	250	1.55	4 x 12
	<b>CL262-320-1</b>								
	24/32 oz. Flat Oblong Dome	OPS	Clear	8.19 x 6.69 x 0.40	7.72	125	250	1.55	4 x 12
	<b>CL262-329</b>								
	24/32 oz. High Oblong Dome	OPS	Clear	8.15 x 6.65 x 1.30	8.66	125	250	2.40	3 x 10
	<b>CL262-329SW</b>								
	24/32 oz. High Smoothwall Oblong Dome	OPS	Clear	8.15 x 6.65 x 1.30	7.72	110	220	2.30	6 x 6

# D&W Brand Oblong Trays & Lids



A



B



C

Item No.	Description	Material	Color	Lngh. x Wdth. x Ht. (in.)	Case Wt. (lbs.)	Sleeve PCK	Case Pack	Cube (ft.3)	Ti x Hi
<b>48 and 64 oz. Oblong Trays &amp; Interchangeable Lids</b>									
<b>A</b>	<b>48OB-M-04</b>								
	48 oz. Oblong	MFPP	Black	10.78 x 7.38 x 1.80	18.58	50	200	3.52	5 x 6
	<b>483OB-M-04</b>								
	48 oz. Oblong, 3 Comp.	MFPP	Black	10.78 x 7.38 x 1.80	19.50	50	200	3.85	7 x 4
<b>B</b>	<b>64OB-M-04</b>								
	64 oz. Oblong	MFPP	Black	10.78 x 7.38 x 2.30	19.94	50	200	3.62	4 x 6
	<b>64OB-M-05</b>								
	64 oz. Oblong	MFPP	White	10.78 x 7.38 x 2.30	19.94	50	200	3.62	4 x 6
<b>C</b>	<b>CT64OBR-07CP2</b>								
	64 Oz. Oblong w/Vented Dome Lid	MFPP/ OPS	Black/ Clear	11.10 x 7.72 x 3.40	15.36	100	100	3.62	2 x 6
	<b>CL262-645</b>								
	48/64 oz. Low Oblong Dome	OPS	Clear	11.10 x 7.72 x 0.90	6.04	50	100	1.97	6 x 8
	<b>CL262-649</b>								
	48/64 oz. High Oblong Dome	OPS	Clear	11.10 x 7.72 x 1.50	6.11	50	100	1.97	6 x 7

# Forum® Pro



Base Styles			Dome Styles			
-------------	--	--	-------------	--	--	--



## Vent Styles



## Dome Height/Vent Variations by Base Size

Dome Height	Low		High	
	None	4	None	4
7"	●	●		
9"	●	●	●	●
9" 3-Comp.	●	●	●	●
10.25"	●	●	●	●

## Forum® Pro



Item No.	Description	Material	Color Base/Lid	Lngh. x Wdth. x Ht. (in.)	Case Wt. (lbs.)	Sleeve Pack	Case Pack	Cube (ft.3)	Ti x Hi
----------	-------------	----------	----------------	---------------------------	-----------------	-------------	-----------	-------------	---------

## Forum® Pro 7" Base &amp; Matching Lids

<b>A</b>	<b>CT775-0724</b>	24 oz. Base	MFPP	Black	7.24 x 7.24 x 1.70	20.02	45	360	2.66	6 x 6
	<b>PL275-0708</b>	Low Dome Lid	PP	Clear	7.24 x 7.24 x 0.85	11.50	45	360	2.66	6 x 6
	<b>PL275-07084H3</b>	Low Dome Lid w/4 Vents	PP	Clear	7.24 x 7.24 x 0.85	11.50	45	360	2.66	6 x 6

## Forum® Pro 9" Bases &amp; Matching Lids\*

<b>B</b>	<b>CT775-0920</b>	20 oz. Base	MFPP	Black	9.00 x 9.00 x 1.00	21.90	68	272	3.09	6 x 5
<b>C</b>	<b>CT775-09323C</b>	32 oz. 3-Comp. Base	MFPP	Black	9.00 x 9.00 x 1.60	23.60	68	272	3.19	6 x 5
<b>D</b>	<b>CT775-0942</b>	42 oz. Base	MFPP	Black	9.00 x 9.00 x 1.85	23.60	68	272	3.19	6 x 5
	<b>PL275-0908</b>	Low Dome Lid, Single Comp.	PP	Clear	9.00 x 9.00 x 0.80	13.60	68	272	3.09	6 x 5
	<b>PL275-09084H3</b>	Low Dome Lid w/4 Vents, Single Comp.	PP	Clear	9.00 x 9.00 x 0.80	13.60	68	272	3.09	6 x 5
	<b>PL275-09123C</b>	Low Dome Lid, 3-Comp.	PP	Clear	9.00 x 9.00 x 1.18	18.20	68	272	3.35	6 x 5
	<b>PL275-09123C4H3</b>	Low Dome Lid w/4 Vents, 3-Comp.	PP	Clear	9.00 x 9.00 x 1.18	18.20	68	272	3.35	6 x 5
	<b>PL275-0920</b>	High Dome Lid, Single Comp.	PP	Clear	9.00 x 9.00 x 2.00	16.90	68	272	3.35	6 x 5
	<b>PL275-09204H3</b>	High Dome Lid w/4 Vents, Single Comp.	PP	Clear	9.00 x 9.00 x 2.00	16.90	68	272	3.35	6 x 5
	<b>PL275-09203C</b>	High Dome Lid, 3-Comp.	PP	Clear	9.00 x 9.00 x 2.00	18.18	68	272	3.35	6 x 5
	<b>PL275-09203C4H3</b>	High Dome Lid w/4 Vents, 3-Comp.	PP	Clear	9.00 x 9.00 x 2.00	18.18	68	272	3.35	6 x 5

## Forum® Pro 10.25" Bases &amp; Matching Lids

<b>E</b>	<b>CT775-1026</b>	26 oz. Base	MFPP	Black	10.24 x 10.24 x 1.00	16.50	80	160	1.95	10 x 4
<b>F</b>	<b>CT775-1056</b>	56 oz. Base	MFPP	Black	10.24 x 10.24 x 1.85	17.90	80	160	2.18	8 x 4
	<b>PL275-1008</b>	Low Dome Lid	PP	Clear	10.24 x 10.24 x 0.80	10.65	80	160	2.38	8 x 4
	<b>PL275-10084H3</b>	Low Dome Lid w/4 Vents	PP	Clear	10.24 x 10.24 x 0.80	10.65	80	160	2.38	8 x 4
	<b>PL275-1020</b>	High Dome Lid	PP	Clear	10.24 x 10.24 x 2.00	13.27	80	160	2.50	8 x 4
	<b>PL275-10204H3</b>	High Dome Lid w/4 Vents	PP	Clear	10.24 x 10.24 x 2.00	13.27	80	160	2.50	8 x 4

\*3-compartment lids only work with 3-compartment bases, whereas single compartment lids work with all bases.





# HMR / Processor Trays

Available in either oxygen-barrier (with film) ▶  
or non-barrier (no film) versions to meet  
your specific requirements

Our oxygen barrier version utilizes a ▶  
multi-layer oxygen-barrier film laminated  
to the inner surface of the tray for  
high speed sealing

This version can also be utilized as part of ▶  
a MAP (modified atmosphere packaging)  
process to extend shelf life for fresh meats  
or ready to eat meals



Film Coated



Not Film Coated

## Oblong Bases

#3 Footprint



#10 Footprint



Family Footprint



Universal Footprint




## HMR / Processor Trays



Item No.	Description	Material	Color	Lngh. x Wdth. x Ht. (in.)	Cap. Oz.	Case Wt. (lbs.)	Sleeve Pack	Case Pack	Cube (ft.3)	Ti x Hi
<b>#3 Footprint</b>										
<b>A</b> CT07-3-164NF	#3 Tray, Narrow Rib, No Film	MFPP	Black	8.86 x 6.80 x 1.65	36.00	212.70	50	3000	46.67	1 x 1
CT07-3-164NFW-1	#3 Tray, Wide Rib, No Film	MFPP	Black	8.86 x 6.80 x 1.71	36.30	218.70	50	3000	46.67	1 x 1
<b>B</b> CT07-3-164W-1	#3 Tray, Wide Rib, Film	MFPP	Black	8.86 x 6.80 x 1.71	36.30	225.80	50	3000	46.67	1 x 1
CT07-3-164SW	#3 Tray, Step, Film	MFPP	Black	8.86 x 6.80 x 1.65	32.60	207.50	44	2640	46.67	1 x 2
CT07-3-191NFW-2	#3 Tray, Wide Rib, No Film	MFPP	Black	8.86 x 6.80 x 1.96	40.00	219.91	50	3000	46.67	1 x 1
CT07-3-191W	#3 Tray, Wide Rib, Film	MFPP	Black	8.86 x 6.80 x 1.96	40.00	254.05	50	3000	46.67	1 x 1
<b>C</b> CT07-3-200SW	#3 Tray, Step, Film	MFPP	Black	8.86 x 6.80 x 2.03	38.00	207.50	44	2640	46.67	1 x 2
<b>D</b> CT07-3-300NFW	#3 Tray, Narrow Rib, No Film	MFPP	Black	8.86 x 6.80 x 3.03	63.60	286.20	44	2640	46.67	1 x 2
<b>E</b> CT07-3-450W-1	#3 Tray, Wide Rib, Film	MFPP	Black	8.86 x 6.80 x 4.57	89.10	340.30	40	2400	46.67	1 x 2
<b>#10 Footprint</b>										
<b>F</b> CT07-10-140W-1	#10 Tray, Wide Rib, Film	MFPP	Black	10.79 x 6.79 x 1.40	36.50	220.10	50	2400	46.67	1 x 2
CT07-10-200NF-1	#10 Tray, Wide Rib, No Film	MFPP	Black	10.79 x 6.79 x 2.09	55.80	188.10	50	2400	46.67	1 x 1
CT07-10-200W-1	#10 Tray, Wide Rib, Film	MFPP	Black	10.79 x 6.79 x 2.09	55.80	214.30	50	2400	45.41	1 x 2
CT07-10-240	#10 Tray, Narrow Rib, Film	MFPP	Black	10.79 x 6.79 x 2.41	65.00	252.10	44	2112	46.67	1 x 2
CT07-10-240NF	#10 Tray, Narrow Rib, No Film	MFPP	Black	10.79 x 6.79 x 2.41	65.00	226.40	44	2112	46.67	1 x 1
CT07-10-300W	#10 Tray, Narrow Rib, Film	MFPP	Black	10.79 x 6.79 x 3.03	80.30	299.50	45	2160	46.67	1 x 2
<b>G</b> CT07-10-300NFW	#10 Tray, Wide Rib, No Film	MFPP	Black	10.79 x 6.79 x 3.09	80.00	220.70	45	2160	46.67	1 x 2
CT07-10-300W-1	#10 Tray, Wide Rib, Film Coated	MFPP	Black	10.79 x 6.79 x 3.09	80.00	273.20	45	2160	46.67	1 x 2
<b>H</b> CT07-10-350NF	#10 Tray, Narrow Rib, No Film	MFPP	Black	10.79 x 6.79 x 3.51	91.60	297.70	42	2016	46.67	1 x 1

# HMR / Processor Trays



A



B



C



D



E



F



G



H

Item No.	Description	Material	Color	Lngth. x Wdth. x Ht. (in.)	Cap. Oz.	Case Wt. (lbs.)	Sleeve Pack	Case Pack	Cube (ft.3)	Ti x Hi
----------	-------------	----------	-------	----------------------------	----------	-----------------	-------------	-----------	-------------	---------


## Family Footprint

<b>A</b>	<b>CT07-FAM-150W</b>	Family Tray, Narrow Rib, Film	MFPP	Black	12.46 x 10.35 x 1.56	79.70	216.50	54	1296	46.67	1 x 2
<b>B</b>	<b>CT07-FAM-200W</b>	Family Tray, Narrow Rib, Film	MFPP	Black	12.46 x 10.35 x 2.04	103.80	233.20	54	1296	46.67	1 x 2
<b>C</b>	<b>CT07-FAM-250W</b>	Family Tray, Narrow Rib, Film	MFPP	Black	12.46 x 10.35 x 2.59	131.30	225.10	52	1248	46.67	1 x 2
<b>D</b>	<b>CT07-FAM-313NF</b>	Family Tray, Narrow Rib, No Film	MFPP	Black	12.46 x 10.35 x 3.22	161.60	278.70	52	1248	46.67	1 x 2
<b>E</b>	<b>CT07-FAM-313W</b>	Family Tray, Narrow Rib, Film	MFPP	Black	12.46 x 10.35 x 3.22	161.60	270.70	52	1248	46.67	1 x 2

## Universal Footprint

	<b>CT05-UNV-250NF1</b>	Univ Tray, Standard Rib, No Film	MFPP	White	10.25 x 8.00 x 2.51	81.30	211.25	42	1680	46.67	1 x 1
	<b>CT07-UNV-250NF1</b>	Univ Tray, Standard Rib, No Film	MFPP	Black	10.25 x 8.00 x 2.51	81.30	211.25	42	1680	46.67	1 X 1
<b>F</b>	<b>CT07-UNIV-150W1</b>	Univ Tray, Wide Rib, Film	MFPP	Black	10.25 x 8.00 x 1.56	49.60	214.20	50	2000	46.67	1 x 2
<b>G</b>	<b>CT07-UNIV-200W1</b>	Univ Tray, Wide Rib, Film	MFPP	Black	10.25 x 8.00 x 2.06	64.90	222.40	50	2000	46.13	1 x 2
<b>H</b>	<b>CT07-UNIV-250W</b>	Univ Tray, Narrow Rib, Film	MFPP	Black	10.25 x 8.00 x 2.51	81.30	209.90	42	1680	46.67	1 x 2
	<b>CT07-UNV-200NF1</b>	Univ Tray, Wide Rib, No Film	MFPP	Black	10.25 x 8.00 x 2.06	64.90	222.40	50	2000	46.13	1 x 2
	<b>CT07-UNV-250NF1</b>	Univ Tray 2.5 Black No Film Std	MFPP	Black	10.25 x 8.00 x 2.51	81.30	211.25	42	1680	46.67	1 x 1

## Roasters &amp; Lids



Vent holes release steam



Easy to open tabs



Ribs drain liquid away from chicken



Wheat option for optical sorter recognition



A



B



C



D



E

Item	Description	Material	Color	Lngh. x Wdth. x Ht. (in.)	Case Wt. (lbs.)	Sleeve Pack	Case Pack	Cube (Ft.3)	Ti x Hi	
<b>40 oz. Roaster Bases &amp; Vented Lid</b>										
A	CT719-940	9 in. Roaster Base	MFPP	Black	9.25 x 7.25 x 2.26	13.10	50	200	2.15	8 x 6
B	CTWE19-940	9 in. Roaster Base	MFPP	Wheat	9.25 x 7.25 x 2.26	13.10	50	200	2.15	8 x 6
C	PL219-9254H5	9 in. Roaster Lid, Vented	PP	Clear Anti-Fog	9.30 x 7.30 x 2.45	11.22	50	200	2.10	8 x 6
<b>42 oz. Roaster Base &amp; Vented Lid</b>										
D	CT719-1042	10 in. Roaster Base	MFPP	Black	10.06 x 7.62 x 2.12	16.65	50	200	3.07	5 x 6
E	PL219-10274H5	10 in. Roaster Lid, Vented	PP	Clear Anti-Fog	10.03 x 7.60 x 2.66	15.09	50	200	3.50	6 x 5
<b>40 oz. Roaster Base/Lid Combos</b>										
	PP719-40CP4H-1	Roaster w/ Lid, Vented	MFPP	Black/ Clear Anti-Fog	9.30 x 7.30 x 4.34	21.85	46	184	4.00	6 x 4
	PPWE19-40CP4H-1	Roaster Wheat w/ Lid, Vented	MFPP	Wheat/ Clear Anti-Fog	9.30 x 7.30 x 4.34	21.85	46	184	4.00	6 x 4



JustFresh®

Perfect for a wide variety of uses, from desserts to fruit cups to salads of all sizes.

Secure lid fit maximizes product shelf life



All bases come with a built-in tab for easy open access.

Scalloped or fluted wall designs provide premium appearance

Available in both PS and PLA, to help meet your sustainability goals.

Liquid catcher bottom helps to separate excess juices from food



A



B



C



D



E



F

Item No.	Description	Material	Color	Dia. x Ht. (in.)	Case Wt. (lbs.)	Sleeve Pack	Case Pack	Cube (ft.3)	Ti x Hi
<b>5.88" Round Bowl/Lid Combos</b>									
A L72	12 oz. Fluted Bowl w/ Dome Lid	PS	Clear	5.88 x 2.13	11.21	250	250	3.18	9 x 3
B L16WN	16 oz. Scalloped Bowl w/ Dome Lid	PLA	Clear	5.88 x 2.63	11.33	250	250	3.61	4 x 4
C L75	16 oz. Fluted Bowl w/ Dome Lid	PS	Clear	5.88 x 2.63	10.07	250	250	3.18	9 x 3
<b>7.63" Round Bowl/Lid Combos</b>									
D L18WN-1	18 oz. Scalloped Bowl w/ Dome Lid	PLA	Clear	7.63 x 2.13	11.71	25	150	3.69	5 x 5
L81A-1	24 oz. Fluted Bowl w/ Dome Lid	PS	Clear	7.63 x 2.13	9.92	25	150	3.69	5 x 6
E L32-1	32 oz. Scalloped Bowl w/ Dome Lid	PS	Clear	7.63 x 3.11	10.63	25	150	3.69	5 x 5
G L32WN-1	32 oz. Scalloped Bowl w/ Dome Lid	PLA	Clear	7.63 x 3.11	11.99	25	150	3.69	5 x 5
F L84-1	32 oz. Fluted Bowl w/ Dome Lid	PS	Clear	7.63 x 2.69	10.63	25	150	3.69	5 x 5
L90-1	64 oz. Fluted Bowl w/ Dome Lid	PS	Clear	7.63 x 4.44	13.01	25	150	3.69	5 x 5





# VersaPak® 2-Piece

Clear lids showcase products;  
entice customers ▶



Fluted side walls ▶  
provide superior  
package strength  
and product protection.

◀ Corner tabs make  
containers easy to  
open and reseal

◀ Stackability enhances  
merchandising and transport  
convenience

## Rectangular Bases

**Small Bases**



**Medium Bases**



**Large Bases**



## Rectangular Lids

**Lids for Small Bases**

**Flat Lid**



**High Dome Lid**



**Lids for Medium Bases**

**Flat Lid**



**High Dome Lid**



**Lids for Large Bases**


**Flat Lid**



**Flat Lid w/  
Compartments**



**High Dome Lid**



## VersaPak® 2-Piece



Item No.	Description	Material	Color Base/Lid	Lngh. x Wdth. x Ht. (in.)	Case Wt. (lbs.)	Sleeve Pack	Case Pack	Cube (ft.3)	Ti x Hi	
<b>Small Bases &amp; Matching Lids</b>										
<b>A</b>	<b>H2</b>	12 oz. Base	OPS	Clear	5.88 x 4.88 x 2.00	4.87	250	250	1.42	9 x 6
<b>B</b>	<b>H3</b>	16 oz. Base	OPS	Clear	5.88 x 4.88 x 2.88	6.59	250	250	1.48	9 x 6
	<b>H4</b>	Flat Lid	OPS	Clear	5.88 x 4.88 x 0.33	5.00	250	250	0.89	9 x 9
	<b>H5</b>	High Dome Lid	OPS	Clear	5.88 x 4.88 x 0.88	5.50	250	250	1.42	9 x 6
<b>Medium Bases &amp; Matching Lids</b>										
<b>C</b>	<b>H7</b>	24 oz. Base	OPS	Clear	7.50 x 6.50 x 1.78	7.29	250	250	2.33	6 x 7
<b>D</b>	<b>H8</b>	32 oz. Base	OPS	Clear	7.50 x 6.50 x 2.37	7.56	250	250	2.33	6 x 7
	<b>H9</b>	Flat Lid	OPS	Clear	7.50 x 6.50 x 0.31	5.02	250	250	1.79	4 x 9
	<b>H9-1</b>	Flat Lid	OPS	Clear	7.50 x 6.50 x 0.31	6.55	50	300	1.79	6 x 8
	<b>H15A</b>	High Dome Lid	OPS	Clear	7.50 x 6.50 x 0.94	7.91	250	250	1.79	6 x 8
<b>Large Bases &amp; Matching Lids</b>										
<b>E</b>	<b>H55B</b>	29 oz. 3-Comp. Base	OPS	Clear	9.00 x 7.38 x 1.69	8.72	250	250	3.66	6 x 4
<b>F</b>	<b>H51B</b>	48 oz. Base	OPS	Clear	9.00 x 7.38 x 2.34	10.69	250	250	3.66	6 x 4
<b>G</b>	<b>H52B</b>	64 oz. Base	OPS	Clear	9.00 x 7.38 x 3.18	12.60	250	250	3.66	6 x 4
	<b>H53B</b>	Flat Lid	OPS	Clear	9.00 x 7.38 x 0.37	7.30	250	250	2.50	5 x 6
	<b>I59</b>	Flat Lid w/ Compartments	OPS	Clear	9.00 x 7.38 x 2.06	8.36	250	250	2.50	6 x 5
	<b>H57B</b>	High Dome Lid	OPS	Clear	9.00 x 7.38 x 1.13	8.46	250	250	3.21	6 x 5

## VersaPak® 2-Piece



Item No.	Description	Material	Color Base/Lid	Lngh. x Wdth. x Ht. (in.)	Case Wt. (lbs.)	Sleeve Pack	Case Pack	Cube (ft.3)	Ti x Hi
<b>Small Base/Lid Combos</b>									
<b>H58-1</b>	8 oz. Base w/ Flat Lid	OPS	Clear	5.88 x 4.88 x 1.31	10.45	50	400	3.69	5 x 5
<b>A H58</b>	8 oz. Base w/ Flat Lid	OPS	Clear	5.88 x 4.88 x 1.31	8.48	250	250	1.76	5 x 5
<b>B H58WN-1</b>	8 oz. Base w/ Flat Lid	PLA	Clear	5.88 x 4.88 x 1.31	14.17	50	400	3.69	5 x 5
<b>C H59-1</b>	12 oz. Base w/ Flat Lid	OPS	Clear	5.88 x 4.88 x 1.96	11.51	50	400	3.69	5 x 5
<b>D H59WN-1</b>	12 oz. Base w/ Flat Lid	PLA	Clear	5.88 x 4.88 x 1.96	15.41	50	400	3.69	5 x 5
<b>E H60-1</b>	16 oz. Base w/ Flat Lid	OPS	Clear	5.88 x 4.88 x 2.87	12.80	50	400	3.69	5 x 5
<b>H60WN-1</b>	16 oz. Base w/ Flat Lid	PLA	Clear	5.88 x 4.88 x 2.87	16.71	50	400	3.69	5 x 5
<b>Medium Base/Lid Combos</b>									
<b>F H61</b>	24 oz. Base w/ Flat Lid	OPS	Clear	7.50 x 6.50 x 1.82	12.02	250	250	3.52	6 x 4
<b>H61WN</b>	24 oz. Base w/ Flat Lid	PLA	Clear	7.50 x 6.50 x 1.82	15.79	250	250	3.01	5 x 5
<b>G H62</b>	32 oz. Base w/ Flat Lid	OPS	Clear	7.50 x 6.50 x 2.41	13.01	250	250	3.52	6 x 4
<b>H62WN</b>	32 oz. Base w/ Flat Lid	PLA	Clear	7.50 x 6.50 x 2.41	17.25	250	250	3.01	5 x 5
<b>Large Base/Lid Combos</b>									
<b>H H80WN-1</b>	48 oz. Base w/ Low Dome Lid	PLA	Clear	9.00 x 7.38 x 2.34	18.53	63	189	6.67	4 x 4
<b>I H84WN-1</b>	64 oz. Base w/ Low Dome Lid	PLA	Clear	9.00 x 7.38 x 3.21	19.61	63	189	6.67	4 x 4

# Hot Cold Bowls



## Round Bowls

Extra Small Diameter Bowls



Small Diameter Bowls



Medium Diameter Bowls



Large Diameter Bowls



## Round Lids

Flat Lid



Vented Flat Lid



Dome Lid



## Hot Cold Bowls



Item No.	Description	Material	Color	Dia. x Ht. (in.)	Case Wt. (lbs.)	Sleeve Pack	Case Pack	Cube (ft.3)	Ti x Hi
<b>Extra Small Diameter Bowl &amp; Matching Lid</b>									
<b>A</b>	<b>CF765-060</b>								
	6 oz. Bowl	PS	Black	4.00 x 1.64	15.00	50	1000	1.43	5 x 11
	<b>CL265-060OP</b>								
	Flat Lid	PS	Clear	4.13 x 0.37	7.36	50	1000	2.42	6 x 5
<b>Small Diameter Bowls &amp; Matching Lid</b>									
<b>B</b>	<b>CF765-080</b>								
	8 oz. Bowl	PS	Black	4.92 x 1.64	11.10	50	500	1.56	6 x 8
<b>C</b>	<b>CF765-120</b>								
	12 oz. Bowl	PS	Black	4.92 x 2.26	11.66	50	500	2.58	4 x 8
	<b>CL265-121VH</b>								
	Vented Flat Lid	PS	Clear	5.16 x 0.40	8.00	50	500	2.58	4 x 8
<b>Medium Diameter Bowls &amp; Matching Lids</b>									
<b>D</b>	<b>CF765-160</b>								
	16 oz. Bowl	PS	Black	5.81 x 2.23	14.01	50	500	2.58	4 x 7
<b>E</b>	<b>CF765-200</b>								
	20 oz. Bowl	PS	Black	5.81 x 2.66	17.85	50	500	3.25	4 x 8
<b>F</b>	<b>CF565-220</b>								
	22 oz. Bowl	PS	White	5.81 x 2.89	20.46	500	500	3.25	3 x 8
<b>G</b>	<b>CF765-220</b>								
	22 oz. Bowl	PS	Black	5.81 x 2.89	19.90	50	500	3.25	4 x 7
	<b>CL265-221</b>								
	Flat Lid	PS	Clear	6.00 x 0.50	6.88	50	500	2.56	6 x 7
	<b>CL265-221OP</b>								
	Flat Lid	PS	Clear	6.00 x 0.50	6.88	50	500	2.56	6 x 5
	<b>CL265-221VL</b>								
	Vented Flat Lid	PS	Clear	6.00 x 0.50	8.20	50	500	2.56	6 x 5
	<b>CL295-220</b>								
	Dome Lid	PS	Clear	6.00 x 0.80	7.83	50	500	2.56	6 x 6
<b>Large Diameter Bowl &amp; Matching Lid</b>									
<b>H</b>	<b>CF765-320</b>								
	32 oz. Bowl	PS	Black	6.34 x 3.18	27.14	50	500	3.44	4 x 7
	<b>CL265-320OP</b>								
	Flat Lid	PS	Clear	6.65 x 0.38	9.00	50	500	2.82	6 x 7
<b>Bowl/Lid Combo</b>									
	<b>CF765-320CP</b>								
	32 oz. Bowl w/ Flat Lid	PS	Black/ Clear	6.65 x 3.20	10.00	150	150	2.12	6 x 6



# All Purpose Rounds

- ▶ Wide variety of bowl sizes and lid styles
- ▶ Available in both black and white
- ▶ Crystal clear lids make it easy to view product inside
- ▶ Positive stacking features



## Round Bowls

**Extra Small Diameter Bowls**



**Small Diameter Bowls**



**Medium Diameter Bowls**



**Large Diameter Bowls**



## Round Lids

**Standard Lid**



**Flat Lid**



**Flat Vented Lid**



**Flat Stackable Lid**



**Flat Stackable Vented Lid**



**Deli Flat Vented Lid**



**Vented Dome Lid**



## All Purpose Rounds



Item No.	Description	Material	Color	Dia. x Ht. (in.)	Case Wt. (lbs.)	Sleeve Pack	Case Pack	Cube (ft.3)	Ti x Hi	
<b>Extra Small Bowls &amp; Matching Lid</b>										
	CF555-031	3.5 oz. Bowl	PET	White	3.30 x 1.75	8.49	50	1000	1.85	7 x 7
<b>A</b>	CF755-031	3.5 oz. Bowl	PET	Black	3.30 x 1.75	8.49	50	1000	1.85	8 x 6
	CL255-031	Standard Lid	PET	Clear	3.46 x 0.42	7.12	50	1000	1.58	8 x 6
<b>Small Bowls, Matching Lids &amp; Combo</b>										
	CF555-040	4 oz. Bowl	PET	White	4.00 x 1.20	10.46	50	1000	1.60	10 x 5
<b>B</b>	CF755-040	4 oz. Bowl	PET	Black	4.00 x 1.20	11.39	50	1000	1.60	10 x 5
	CF555-050	5 oz. Bowl	PET	White	4.00 x 1.70	13.60	50	1000	1.80	10 x 5
<b>C</b>	CF755-050	5 oz. Bowl	PET	Black	4.00 x 1.70	12.02	50	1000	1.80	10 x 5
	CF555-060	6 oz. Bowl, Curled	PET	White	4.00 x 2.00	13.87	50	1000	2.94	6 x 5
<b>D</b>	CF755-060	6 oz. Bowl, Curled	PET	Black	4.00 x 2.00	13.87	50	1000	2.94	6 x 5
	CF555-080	8 oz. Bowl	PET	White	4.00 x 2.13	11.45	50	1000	1.90	10 x 5
<b>E</b>	CF755-080	8 oz. Bowl	PET	Black	4.00 x 2.13	11.45	50	1000	1.90	10 x 5
	CF555-121	10 oz. Bowl	PET	White	4.00 x 2.55	17.90	50	1000	2.87	5 x 5
<b>F</b>	CF755-121	10 oz. Bowl	PET	Black	4.00 x 2.55	17.90	50	1000	2.87	5 x 5
	CL255-060OP	Flat Lid	PET	Clear	4.13 x 0.38	8.10	50	1000	2.42	10 x 4
	CL255-0501H1	Flat Vented Lid	PET	Clear	4.13 x 0.58	8.03	50	1000	2.86	6 x 5
	CL255-040	Flat Stackable Lid	PET	Clear	4.13 x 0.50	7.97	50	1000	2.42	6 x 5
	CL255-040VL	Flat Stackable Vented Lid	PET	Clear	4.13 x 0.50	8.12	50	1000	2.42	6 x 5
	CF755-060DY	6 oz. Bowl, Curled, w/Lid	PET	Black/Clear	4.13 x 2.03	10.62	50	500	2.94	6 X 5
<b>Medium Bowls &amp; Matching Lid</b>										
	CF555-120	12 oz. Bowl, Curled	PET	White	4.50 x 2.44	18.76	50	1000	3.39	6 x 5
<b>G</b>	CF755-120	12 oz. Bowl, Curled	PET	Black	4.50 x 2.44	18.76	50	1000	3.39	6 x 5
	CL250-3201H1	Deli Flat Vented Lid	PET	Clear	4.72 x 0.59	11.60	50	1000	4.00	5 x 5
<b>Large Bowls &amp; Matching Lid</b>										
	8SB-C-04	8 oz. Squat Bowl	PET	Black	4.92 x 1.70	9.62	50	500	2.25	4 x 9
<b>H</b>	CF555-160	16 oz. Bowl	PET	White	4.92 x 2.83	25.51	50	1000	4.07	5 x 4
<b>H</b>	16AP-C-04	16 oz. Bowl	PET	Black	4.92 x 2.83	13.63	50	500	2.25	4 x 9
<b>H</b>	CF755-160	16 oz. Bowl	PET	Black	4.92 x 2.83	25.51	50	1000	4.07	6 x 4
	CL255-1691H1	Vented Dome Lid	PET	Clear	5.16 x 1.50	7.73	50	500	2.51	4 x 8

# Tradewinds®

- ▶ Shallow bowls and lids offer a wide variety of uses for both hot and cold foods, including soups, salads, protein or rice bowls.
- ▶ Sleek, simple design is available in matte or high gloss black for a more premium look.
- ▶ Multiple lid heights and styles available, including vented and nonvented options



## What is C-Fine®?

D&W's proprietary patented process enables the design and manufacture of products using 30% less oil-based Polystyrene resin.



HIPS - High Gloss Black



C-Fine® - Black

## Round Bowls

Small Diameter Bowls



Medium Diameter Bowls



Large Diameter Bowls



## Round Lids

Plain



Plain Vented



Flat Lid



Low Dome



High Dome



## Tradewinds®



Item No.	Description	Material	Color	Dia. x Ht. (in.)	Case Wt. (lbs.)	Sleeve Pack	Case Pack	Cube (ft.3)	Ti x Hi	
<b>16 oz. Bowls &amp; Matching Lids</b>										
<b>A</b>	<b>BP725-160</b>	16 oz. Bowl	HIPS	High Gloss Black	6.22 x 1.60	11.55	100	400	0.84	9 x 15
<b>B</b>	<b>CF725-160</b>	16 oz. Bowl	C-Fine®	Black	6.22 x 1.60	9.32	100	400	1.46	9 x 7
	<b>HL225-165</b>	Low Dome	PS	Clear	6.33 x 1.00	8.06	50	400	2.31	6 x 7
	<b>CL229-169</b>	High Dome	PS	Clear	6.33 x 1.90	10.60	50	500	3.71	4 x 6
<b>24 oz. Bowl &amp; Matching Lid</b>										
<b>C</b>	<b>CF725-240</b>	24 oz. Bowl	C-Fine®	Black	7.38 x 1.60	11.92	100	400	2.26	6 x 6
	<b>HL225-245</b>	Low Dome	PS	Clear	7.50 x 1.00	11.18	50	400	2.97	6 x 6
<b>32 oz. Bowls &amp; Matching Lids</b>										
<b>D</b>	<b>BP725-320</b>	32 oz. Bowl	HIPS	High Gloss Black	8.31 x 1.60	12.20	100	200	1.01	10 x 6
<b>D</b>	<b>BP725-320-2</b>	32 oz. Bowl	HIPS	High Gloss Black	8.31 x 1.60	20.60	45	360	1.77	10 x 5
	<b>BP725-320-1</b>	32 oz. Bowl, Grease Resistant	HIPS	High Gloss Black	8.31 x 1.60	11.31	100	200	0.99	10 x 6
<b>E</b>	<b>CF725-320</b>	32 oz. Bowl	C-Fine®	Black	8.32 x 1.60	9.24	100	200	1.65	6 x 5
<b>E</b>	<b>CF725-320-1</b>	32 oz. Bowl	C-Fine®	Black	8.32 x 1.67	14.49	45	360	2.81	6 x 5
	<b>HL225-325</b>	Plain Lid	PS	Clear	8.50 x 1.00	7.16	50	200	2.01	9 x 5
	<b>HL225-325-1</b>	Plain Lid	PS	Clear	8.50 x 1.00	13.10	72	360	3.75	4 x 6
	<b>HL225-325VH</b>	Plain Vented Lid	PS	Clear	8.50 x 1.00	7.20	50	200	2.01	8 x 5
	<b>CL229-320-1</b>	Flat Lid	PS	Clear	8.50 x 0.75	13.80	45	360	4.50	9 x 5
	<b>CL229-325</b>	Low Dome	PS	Clear	8.50 x 1.30	11.23	50	300	3.55	4 x 5
	<b>CL229-325-1</b>	Low Dome	PS	Clear	8.50 x 1.30	13.80	45	180	2.06	9 x 5
	<b>CL229-329</b>	High Dome	PS	Clear	8.50 x 2.10	10.00	50	300	3.26	6 x 3
	<b>CL229-329-1</b>	High Dome	PS	Clear	8.50 x 2.10	12.80	72	360	5.00	4 x 5

Refer to page 49 to learn more about C-Fine®



# Forum® Single/Multi-Compartment

## Forum®

- ▶ Upscale presentation
- ▶ Serving convenience
- ▶ Just-right temperature
- ▶ Single/family portions
- ▶ Easy clean up/disposal
- ▶ Logo embossing available



Multiple lid choices ▶



Multiple base options ▶



### Base Styles

Shallow		Mid-Depth			Deep		
1-Comp.	3-Comp.	1-Comp.	2-Comp. (70/30)	3-Comp.	1-Comp.	2-Comp. (Corner)	3-Comp.

### Lid Styles

Flat		Low Dome		High Dome		
1-Comp.	2-Comp. (Corner)	1-Comp.	3-Comp.	1-Comp.	2-Comp. (70-30)	3-Comp.

### Vent Styles

Single Vent Hole



4-Vent Hole



### Dome Height/Vent Variations by Size\*

Dome Height	Flat		Low			High		
	None	1	None	1	4	None	1	4
Vents								
7"	●		●				●	
9"	●		●	●	●	●	●	●
9" 3-Comp.			●				●	
10.25"			●	●	●	●	●	
10.25" 2-Comp. (70/30)						●		
10.25" 2-Comp. (Corner)		●						
10.25" 3-Comp.				●			●	





## Forum®



Item No.	Description	Material	Color Base/Lid	Lngh. x Wdth. x Ht. (in.)	Case Wt. (lbs.)	Sleeve Pack	Case Pack	Cube (ft.3)	Ti x Hi
----------	-------------	----------	----------------	---------------------------	-----------------	-------------	-----------	-------------	---------

## 7" Bases &amp; Matching Lids

<b>A</b>	<b>CF713-070-1</b>	12 oz. Shallow Base	C-Fine®	Black	7.20 x 7.20 x 1.00	13.73	108	432	3.56	5 x 6
<b>B</b>	<b>BP723-070-1</b>	24 oz. Deep Base	HIPS	High Gloss Black	7.20 x 7.20 x 1.70	17.96	108	432	3.56	5 x 6
<b>C</b>	<b>HI223-070</b>	24 oz. Deep Base	HIPS	Clear	7.20 x 7.20 x 1.69	16.40	50	400	2.92	5 x 6
<b>D</b>	<b>CF723-070-2</b>	24 oz. Deep Base	C-Fine®	Black	7.20 x 7.20 x 1.69	14.05	108	432	3.56	5 x 6
	<b>CL213-071NV-1</b>	Flat Lid	OPS	Clear	7.20 x 7.20 x 0.63	8.86	108	432	2.96	6 x 6
	<b>CL213-070NV-1</b>	Low Dome Lid	OPS	Clear	7.20 x 7.20 x 1.19	10.72	108	432	3.56	5 x 6
	<b>CL213-070-1</b>	Low Dome Lid	OPS	Clear	7.20 x 7.20 x 1.19	10.72	54	432	3.56	5 x 6
	<b>CL213-079-1</b>	High Dome Lid w/ 1 Vent	OPS	Clear	7.20 x 7.20 x 1.87	12.42	108	432	4.07	4 x 5

## 9" Bases &amp; Matching Lids

<b>E</b>	<b>CF713-090-1</b>	24 oz. Shallow Base	C-Fine®	Black	9.00 x 9.00 x 1.00	16.47	75	300	5.28	4 x 5
<b>F</b>	<b>CF713-090MD-1</b>	28 oz. Mid-Depth Base	C-Fine®	Black	9.00 x 9.00 x 1.38	17.50	75	300	5.28	4 x 5
<b>G</b>	<b>CF723-090-1</b>	40 oz. Deep Base	C-Fine®	Black	9.00 x 9.00 x 1.85	16.94	75	300	5.28	4 x 5
<b>H</b>	<b>BP723-090-1</b>	40 oz. Deep Base	HIPS	High Gloss Black	9.00 x 9.00 x 1.85	23.49	75	300	5.28	4 x 5
	<b>CL213-091NV-1</b>	Flat Lid	OPS	Clear	9.00 x 9.00 x 0.75	10.73	75	300	3.97	4 x 5
	<b>CL213-090NV-1</b>	Low Dome Lid	OPS	Clear	9.00 x 9.00 x 1.18	10.84	75	300	3.97	4 x 5
	<b>CL213-090-1</b>	Low Dome Lid w/ 1 Vent	OPS	Clear	9.00 x 9.00 x 1.18	11.65	75	300	3.97	4 x 5
	<b>CL213-0904H3-1</b>	Low Dome Lid w/ 4 Vents	OPS	Clear	9.00 x 9.00 x 1.18	11.90	75	300	3.97	4 x 5
	<b>CL213-099NV-1</b>	High Dome Lid	OPS	Clear	9.00 x 9.00 x 2.00	13.07	75	300	3.97	4 x 3
	<b>CL213-099-1</b>	High Dome Lid w/ 1 Vent	OPS	Clear	9.00 x 9.00 x 2.00	11.75	75	300	3.97	4 x 5
	<b>CL213-0994H-1</b>	High Dome Lid w/ 4 Vents	OPS	Clear	9.00 x 9.00 x 2.00	13.07	75	300	3.97	4 x 5

Refer to page 49 to learn more about C-Fine®



## Forum®



Item No.	Description	Material	Color Base/Lid	Lngh. x Wdth. x Ht. (in.)	Case Wt. (lbs.)	Sleeve Pack	Case Pack	Cube (ft.3)	Ti x Hi	
<b>9" 3-Compartment Bases &amp; Matching Lids*</b>										
<b>A</b>	<b>CF713-093-1</b>	18 oz. 3-Comp. Shallow Base	C-Fine®	Black	9.00 x 9.00 x 1.00	15.15	75	300	5.28	4 x 5
<b>B</b>	<b>CF713-093MD-1</b>	30 oz. 3 Comp. Mid-Depth Base	C-Fine®	Black	9.00 x 9.00 x 1.59	17.06	75	300	5.28	4 x 5
<b>C</b>	<b>CF723-093-1</b>	36 oz. 3-Comp. Deep Base	C-Fine®	Black	9.00 x 9.00 x 1.65	19.30	75	300	5.28	4 x 5
	<b>CL213-0903C-1</b>	Low Dome Lid, 3-Comp.	OPS	Clear	9.00 x 9.00 x 1.18	11.73	75	300	3.97	4 x 5
	<b>CL213-0993C-1</b>	High Dome Lid w/ 1 Vent, 3-Comp.	OPS	Clear	9.00 x 9.00 x 2.00	12.84	75	300	3.97	4 x 5
<b>10.25" Bases &amp; Matching Lids</b>										
<b>D</b>	<b>BP713-100-1</b>	24 oz. Shallow Base	HIPS	High Gloss Black	10.25 x 10.25 x 1.00	16.99	40	160	3.36	6 x 4
<b>E</b>	<b>HIR13-100</b>	24 oz. Shallow Base	HIPS	High Gloss Red	10.25 x 10.25 x 1.00	21.60	200	200	3.80	6 x 4
<b>F</b>	<b>CF713-100-1</b>	24 oz. Shallow Base	C-Fine®	Black	10.25 x 10.25 x 1.00	9.87	40	160	3.36	6 x 4
<b>G</b>	<b>CF713-100MD-1</b>	54 oz. Mid-Depth Base	C-Fine®	Black	10.25 x 10.25 x 1.77	12.37	40	160	3.36	6 x 4
<b>H</b>	<b>BP723-100-1</b>	64 oz. Deep Base	HIPS	High Gloss Black	10.25 x 10.25 x 2.13	18.57	40	160	3.36	6 x 4
	<b>CF723-100-1</b>	64 oz. Deep Base	C-Fine	Black	10.25 x 10.25 x 2.13	12.37	40	160	3.36	6 x 4
	<b>CL213-100NV-1</b>	Low Dome Lid	OPS	Clear	10.25 x 10.25 x 1.18	8.12	40	160	2.80	8 x 4
	<b>CL213-100-1</b>	Low Dome Lid w/ 1 Vent	OPS	Clear	10.25 x 10.25 x 1.18	7.34	40	160	2.80	8 x 4
	<b>CL213-1004H-1</b>	Low Dome Lid w/ 4 Vents	OPS	Clear	10.25 x 10.25 x 1.18	8.12	40	160	2.80	8 x 4
	<b>CL213-109NV-1</b>	High Dome Lid	OPS	Clear	10.25 x 10.25 x 2.00	8.32	40	160	2.80	8 x 4
	<b>CL213-109-1</b>	High Dome Lid w/ 1 Vent	OPS	Clear	10.25 x 10.25 x 2.00	8.32	40	160	2.80	8 x 4

Refer to page 49 to learn more about C-Fine®

\*Multi-compartment lids only work with multi-compartment bases, whereas single compartment lids work with all bases

## Forum®



Item No.	Description	Material	Color Base/Lid	Lngh. x Wdth. x Ht. (in.)	Case Wt. (lbs.)	Sleeve Pack	Case Pack	Cube (Ft.3)	Ti x Hi	
<b>10.25" 2-Compartment Base &amp; Matching Lid*</b>										
<b>A</b>	<b>CF733-102LC-1</b>	39 oz. 70/30 2-Comp. Mid-Depth Base	C-Fine®	Black	10.25 x 10.25 x 1.50	16.96	40	160	3.36	6 x 4
	<b>CL213-1092LC-1</b>	High Dome Lid, 70/30 2-Comp.	OPS	Clear	10.25 x 10.25 x 2.00	9.60	40	160	2.80	8 x 4
<b>10.25" 2-Compartment Base w/Corner &amp; Matching Lid*</b>										
<b>B</b>	<b>CF723-102-1</b>	61 oz. 2-Comp. Deep Base	C-Fine®	Black	10.25 x 10.25 x 2.13	13.72	40	160	3.36	6 x 4
	<b>CL213-102AB-1</b>	Flat Lid w/ 1 Vent, 2-Comp. w/ Corner	OPS	Clear	10.25 x 10.25 x 0.91	8.32	40	160	2.80	8 x 4
<b>10.25" 3-Compartment Bases &amp; Matching Lids*</b>										
<b>C</b>	<b>CF713-103-1</b>	24 oz. 3-Comp. Shallow Base	C-Fine®	Black	10.25 x 10.25 x 1.00	11.63	40	160	3.36	6 x 4
<b>D</b>	<b>BP713-103-1</b>	24 oz. 3-Comp. Shallow Base	HIPS	High Gloss Black	10.25 x 10.25 x 1.00	16.84	40	160	3.36	6 x 4
<b>E</b>	<b>CF733-103-1</b>	38 oz. 3-Comp. Mid-Depth Base	C-Fine®	Black	10.25 x 10.25 x 1.50	13.72	40	160	3.36	6 x 3
<b>F</b>	<b>CF723-103-1</b>	58 oz. 3-Comp. Deep Base	C-Fine®	Black	10.25 x 10.25 x 2.10	15.14	40	160	3.36	6 x 4
<b>G</b>	<b>BP723-103-1</b>	58 oz. 3-Comp. Deep Base	HIPS	High Gloss Black	10.25 x 10.25 x 2.10	18.40	40	160	3.36	6 x 4
	<b>CL213-1003C-1</b>	Low Dome Lid w/ 1 Vent, 3-Comp.	OPS	Clear	10.25 x 10.25 x 1.46	8.56	40	160	2.80	8 x 4
	<b>CL213-1093C-1</b>	High Dome Lid w/ 1 Vent, 3-Comp.	OPS	Clear	10.25 x 10.25 x 2.00	9.16	40	160	2.80	8 x 4

Refer to page 49 to learn more about C-Fine®

\*Multi-compartment lids only work with multi-compartment bases, whereas single compartment lids work with all bases

# Savvy®

- ▶ Bases and lids perfect for brands looking for a highly versatile container that can be used as a plate or bowl for either hot or cold foods
- ▶ Elegant design is available in matte or high gloss black for a more premium look
- ▶ Multiple height options available either with or without vents
- ▶ Base/lid design provides secure stacking feature



## Square Lids

7" Base



10" Base



## Square Lids

7" Bases

Low Dome Lid w/1 Vent



High Dome Lid w/1 Vent



10" Bases


Low Dome Lid



High Dome Lid



High Dome Lid w/4 Vents



Savvy®



A



B



C



D



E



F

Item No.	Description	Material	Color	Length. x Width. x Ht. (in.)	Case Wt. (lbs.)	Sleeve Pack	Case Pack	Cube (ft.3)	Ti x Hi	
<b>7" Bases &amp; Matching Lids</b>										
<b>A</b>	<b>BP718-070</b>	9 oz. Base	HIPS	High Gloss Black	6.75 x 6.75 x 1.08	14.92	50	400	1.76	6 x 6
<b>B</b>	<b>CF718-070</b>	9 oz. Base	C-Fine®	Black	6.75 x 6.75 x 1.08	11.68	50	400	1.76	6 x 6
<b>C</b>	<b>BP718-070MD</b>	12 oz. Base	HIPS	High Gloss Black	6.75 x 6.75 x 1.44	16.66	50	400	1.76	6 x 7
	<b>CF718-070MD</b>	12 oz. Base	C-Fine®	Black	6.75 x 6.75 x 1.44	11.68	50	400	1.76	6 x 6
	<b>CL218-070</b>	Low Dome Lid w/1 Vent	OPS	Clear	6.89 x 6.89 x 1.02	6.60	50	200	1.76	6 x 6
	<b>CL218-079</b>	High Dome Lid w/1 Vent	OPS	Clear	6.89 x 6.89 x 1.46	6.50	50	200	1.76	6 x 6
<b>10" Bases &amp; Matching Lids</b>										
	<b>BP718-100</b>	24 oz. Base	HIPS	High Gloss Black	9.50 x 9.50 x 1.49	15.30	50	200	2.94	4 x 7
<b>D</b>	<b>CF718-100</b>	24 oz. Base	C-Fine®	Black	9.50 x 9.50 x 1.49	15.88	50	200	2.94	4 x 7
<b>E</b>	<b>BP718-100MD</b>	34 oz. Base	HIPS	High Gloss Black	9.50 x 9.50 x 2.00	16.80	50	200	2.94	4 x 7
<b>F</b>	<b>CF718-100MD</b>	34 oz. Base	C-Fine®	Black	9.50 x 9.50 x 2.00	17.22	50	200	2.94	4 x 7
	<b>CL218-100</b>	Low Dome Lid, No Vent	OPS	Clear	9.64 x 9.64 x 1.54	11.88	50	200	3.36	4 x 7
	<b>CL218-109</b>	High Dome Lid, No Vent	OPS	Clear	9.64 x 9.64 x 2.05	12.00	50	200	3.36	9 x 3
	<b>CL218-1094H</b>	High Dome Lid w/4 Vents	OPS	Clear	9.64 x 9.64 x 2.05	12.80	50	200	3.36	4 x 7

Refer to page 49 to learn more about C-Fine®



# New Wave®

- ▶ Bowls and lids have a unique style that will help your brand stand out from the rest
- ▶ A wide variety of base sizes, geometries and depths allow for a multitude of uses, including hot and cold sides, soups, salads and main dishes requiring multiple Compartments.
- ▶ Our innovative anti-fog lids, both vented and nonvented, provide perfect clarity for hot dishes.



## Square & Oblong Bases

6" Square Bases



7" Square Bases



10" Square Bases

1-Comp.



4-Comp.



## Square & Oblong Lids

6" Square Bases  
High Dome Lid



7" Square Bases  
High Dome Lid



10" Square Bases

High Dome  
Lid



High Dome  
4-Comp.



## New Wave®



Item No.	Description	Material	Color	Lngh. x Wdth. x Ht. (in.)	Case Wt. (lbs.)	Sleeve Pack	Case Pack	Cube (Ft.3)	Ti x Hi	
<b>6" Bases &amp; Matching Lid</b>										
<b>A</b>	<b>BP742-060</b>	Square Shallow Base	HIPS	High Gloss Black	5.91 x 5.91 x 1.43	12.87	50	600	2.92	4 x 8
<b>B</b>	<b>CF742-060</b>	Square Shallow Base	C-Fine®	Black	5.91 x 5.91 x 1.43	10.97	50	600	3.05	4 x 8
<b>C</b>	<b>CF742-069</b>	Square Deep Base	C-Fine®	Black	5.91 x 5.91 x 2.19	13.34	50	600	3.54	3 x 7
	<b>CL241-069</b>	High Dome Lid, No Vent	OPS	Clear Anti-fog	5.91 x 5.91 x 1.41	12.53	50	600	3.70	5 x 4
<b>6" Base/Lid Combo</b>										
<b>D</b>	<b>CF742-060CP</b>	Square Shallow Base w/ Lid,	C Fine®/ OPS	Black/Clear	5.91 x 5.91 x 2.25	12.15	50	300	3.45	5 x 4
<b>7" Base &amp; Matching Lid</b>										
<b>E</b>	<b>BP742-070</b>	Square Base	HIPS	High Gloss Black	7.09 x 7.09 x 1.67	14.26	50	400	3.24	4 x 6
	<b>CL241-079</b>	High Dome Lid, No Vent	OPS	Clear Anti-Fog	7.09 x 7.09 x 1.65	11.81	50	400	3.85	3 x 6
<b>10" Bases &amp; Matching Lids</b>										
<b>G</b>	<b>BP742-100</b>	Square Base	HIPS	High Gloss Black	10.00 x 10.00 x 1.79	15.71	50	200	3.22	2 x 9
<b>H</b>	<b>BP742-104</b>	Square 4-Comp. Base	HIPS	High Gloss Black	10.00 x 10.00 x 1.79	17.35	50	200	4.23	2 x 9
	<b>CF742-100</b>	Square Base	C-Fine®	Black	10.00 x 10.00 x 1.79	13.66	50	200	3.41	3 x 8
	<b>CF742-104</b>	Square 4-Comp. Base	C-Fine®	Black	10.00 x 10.00 x 1.79	14.10	50	200	4.23	2 x 8
	<b>CL241-109</b>	High Dome Lid	OPS	Clear Anti-fog	10.00 x 10.00 x 1.77	12.89	50	200	3.85	2 x 9
	<b>CL241-1094C</b>	High Dome Lid 4-Comp.	OPS	Clear Anti-fog	10.00 x 10.00 x 1.77	13.26	50	200	3.85	4 x 7

Refer to page 49 to learn more about C-Fine®



## D&amp;W Brand Plates &amp; Lids



Item No.	Description	Material	Color Base/Lid	Dia. x Ht. (in.)	Case Wt. (lbs.)	Sleeve Pack	Case Pack	Cube (Ft.3)	Ti x Hi
----------	-------------	----------	----------------	------------------	-----------------	-------------	-----------	-------------	---------

## 6" - 9.25" Plates &amp; Matching Lids

<b>A</b>	<b>BP06P-07</b>	6" Plate w/ Marbella Rim	HIPS	High Gloss Black	6.00 x 0.60	20.17	125	1000	1.42	9 x 4
<b>B</b>	<b>BP07P-07</b>	7" Plate w/ Marbella Rim	HIPS	High Gloss Black	7.00 x 0.70	28.14	125	1000	1.62	9 x 6
<b>C</b>	<b>8DP-C-04</b>	8" Deep Plate w/ Smooth Rim	PS	Black	7.87 x 1.20	14.08	125	500	2.08	4 x 10
	<b>CF7DP-090</b>	9" Deep Plate w/ Smooth Rim	C-Fine	Black	8.82 x 1.30	20.02	125	500	2.63	3 x 9
<b>D</b>	<b>9DP-C-04</b>	9" Deep Plate w/ Smooth Rim & Ribbing	PS	Black	8.82 x 1.30	19.05	125	500	2.63	3 x 8
	<b>BP09P-N7</b>	9" Plate w/ Marbella Rim	HIPS	High Gloss Black	8.82 x 0.90	24.22	125	500	1.52	6 x 5
	<b>CF09P-N7</b>	9" Plate w/ Marbella Rim	C-Fine	Black	8.82 x 0.90	15.76	125	500	1.85	4 x 10
	<b>CF95P-C7</b>	9.25" 3-Comp. Plate w/ Smooth Rim	C-Fine	Black	9.25 x 1.00	20.09	125	500	1.98	4 x 8
	<b>CL210-060</b>	High Dome Lid for 6" Plate	PS	Clear	6.10 x 2.30	8.07	125	500	3.85	3 x 7
	<b>CL210-070</b>	High Dome Lid for 7" Plate	PS	Clear	7.20 x 2.30	10.35	125	500	4.66	3 x 6
	<b>CL2P-095</b>	Low Dome Lid for 9" Plate	PS	Clear	8.95 x 1.30	12.17	50	300	3.95	6 x 4
	<b>CL210-090</b>	Fluted Lid for 9" Plate	PS	Clear	8.88 x 2.00	6.59	50	200	3.17	6 x 5
<b>E</b>	<b>CL09P-02</b>	Fluted Dual Stackable Lid for 9" Plate	PS	Clear	9.00 x 2.30	9.81	50	200	2.92	7 x 5
	<b>CL215-925VL</b>	Low Dome Lid for 9.25" 3-Comp. Plate	PS	Clear	9.60 x 1.90	21.64	125	500	7.75	2 x 4

## 10" Plates &amp; Matching Lids

<b>F</b>	<b>BP10P-C7</b>	10" 3-Comp. Plate w/ Marbella Rim	HIPS	High Gloss Black	10.24 x 1.00	32.11	125	500	2.31	6 x 4
	<b>CT710-100</b>	10" Deep Plate w/ Flower Rim	PP	Black	10.22 x 0.90	22.79	100	300	1.29	8 x 6
	<b>CT710-103-1</b>	10" 3-Comp. Plate w/ Flower Rim	PP	Black	10.22 x 1.00	23.42	100	300	1.43	8 x 6
	<b>CT710-103GD</b>	10" 3-Comp. Plate w/ Great Divider	PP	Black	10.22 x 1.20	23.42	100	300	1.43	8 x 6
	<b>10DP-C-04</b>	10" Deep Plate w/ Smooth Rim	PS	Black	10.24 x 1.60	22.08	100	400	3.80	5 x 4
<b>G</b>	<b>BP10P-N7</b>	10" Plate w/ Marbella Rim	HIPS	High Gloss Black	10.24 x 1.00	38.85	125	500	2.11	6 x 4
	<b>CL210-101</b>	Low Dome Lid for 10" Plate	PS	Clear	10.31 x 1.00	8.56	50	200	4.19	8 x 3
	<b>CL210-100VH</b>	High Dome Vented Lid for 10" Plate	PS	Clear	10.31 x 2.00	10.22	50	200	4.34	5 x 4
	<b>HL2P-105</b>	Low Scalloped Lid for 10" Plate	PS	Clear	10.50 x 1.00	11.02	50	200	4.19	6 x 3
<b>H</b>	<b>CL210-100</b>	High Dome Lid for 10" Plate	PS	Clear	10.31 x 2.00	8.66	50	200	4.34	5 x 4

Refer to page 49 to learn more about C-Fine®



# D&W Brand Bowls & Lids



Item No.	Description	Material	Color Base/Lid	Dia.x Ht. (in.)	Case Wt. (lbs.)	Sleeve Pack	Case Pack	Cube (ft.3)	Ti x Hi	
<b>6" Bowls &amp; Matching Lid</b>										
<b>A</b>	<b>CF10B-07-1</b>	10 oz. Bowl w/ Marbella Rim	C-Fine	Black	5.98 x 1.42	25.68	8	1600	2.53	6 x 4
<b>B</b>	<b>BP12B-07</b>	12 oz. Bowl w/ Marbella Rim	HIPS	High Gloss Black	5.98 x 1.81	25.30	125	1000	1.46	6 x 6
	<b>CF12B-07</b>	12 oz. Bowl w/ Marbella Rim	C-Fine	Black	5.98 x 1.81	15.83	125	1000	1.65	9 x 7
<b>C</b>	<b>CL220-120</b>	Dome Lid	PS	Clear	6.10 x 1.60	7.34	50	500	3.67	3 x 7
<b>7.85" Bowls &amp; Matching Lids</b>										
<b>D</b>	<b>BP16B-07</b>	16 oz. Bowl w/ Marbella Rim	HIPS	Hi-Gloss Black	7.87 x 1.46	30.60	125	500	1.52	6 x 9
<b>E</b>	<b>CF16B-07</b>	16 oz. Bowl w/ Marbella Rim	C-Fine	Black	7.87 x 1.42	13.91	125	500	1.52	6 x 8
	<b>CF16B-07VP</b>	16 oz. Bowl w/ Marbella Rim	C-Fine	Black	7.87 x 1.46	14.80	125	500	1.52	9 x 11
<b>F</b>	<b>BP720-280</b>	28 oz. Bowl w/ Flowered Rim	HIPS	High Gloss Black	7.87 x 2.20	15.72	125	500	1.20	6 x 9
	<b>CF720-280</b>	28 oz. Bowl w/ Flowered Rim	C-Fine	Black	7.87 x 2.17	11.75	125	500	1.50	6 x 10
<b>G</b>	<b>CL220-160</b>	Low Dome Lid	PS	Clear	8.00 x 1.20	12.68	125	500	5.46	3 x 5
	<b>CL220-280</b>	High Dome Lid	PS	Clear	8.00 x 2.10	6.73	125	250	2.98	2 x 10

Refer to page 49 to learn more about C-Fine®

# D&W Brand Bowls & Lids



Item No.	Description	Material	Color Base/Lid	Dia. x Ht. (in.)	Case Wt. (lbs.)	Sleeve Pack	Case Pack	Cube (ft.3)	Ti x Hi	
<b>8.25" Bowls &amp; Matching Lids</b>										
<b>A</b>	<b>CF16WB-07</b>	16 oz. Bowl w/ Wide Marbella Rim	C-Fine	Black	8.27 x 1.63	19.60	50	500	2.36	5 x 6
<b>B</b>	<b>CF24B-07</b>	24 oz. Bowl w/ Marbella Rim	C-Fine	Black	8.27 x 1.87	19.20	50	500	2.64	3 x 9
<b>C</b>	<b>CF32B-07</b>	32 oz. Bowl w/ Marbella Rim	C-Fine	Black	8.27 x 2.38	22.60	50	500	2.64	3 x 8
<b>D</b>	<b>BP729-320</b>	32 oz. Bowl w/ Scalloped Rim	HIPS	High Gloss Black	8.25 x 2.30	17.94	50	300	3.69	4 x 5
	<b>BP729-320-1</b>	32 oz. Bowl w/ Scalloped Rim	HIPS	High Gloss Black	8.25 x 2.30	19.60	45	360	3.54	4 x 5
	<b>CF729-320</b>	32 oz. Bowl w/ Scalloped Rim	C-Fine	Black	8.27 x 2.28	14.94	60	300	3.69	4 x 5
<b>E</b>	<b>HL225-325</b>	Plain Lid	PS	Clear	8.50 x 1.00	7.16	50	200	2.01	9 x 5
<b>E</b>	<b>HL225-325-1</b>	Plain Lid	PS	Clear	8.50 x 1.00	13.10	72	360	3.75	4 x 6
<b>F</b>	<b>HL225-325VH</b>	Plain Vented Lid	PS	Clear	8.50 x 1.00	7.20	50	200	2.01	8 x 5
	<b>CL229-320-1</b>	Flat Lid	PS	Clear	8.50 x 0.75	13.80	45	360	4.50	9 x 5
<b>G</b>	<b>CL229-325</b>	Low Lid	PS	Clear	8.50 x 1.30	11.23	50	300	3.55	4 x 5
<b>G</b>	<b>CL229-325-1</b>	Low Lid	PS	Clear	8.50 x 1.30	13.80	45	180	2.06	9 x 5
<b>H</b>	<b>CL229-329</b>	High Lid	PS	Clear	8.50 x 2.09	10.00	50	300	3.26	6 x 3
<b>H</b>	<b>CL229-329-1</b>	High Lid	PS	Clear	8.50 x 2.09	12.80	72	360	5.00	4 x 5

Refer to page 49 to learn more about C-Fine®



# D&W Brand Platters & Lids



Item No.	Description	Material	Color Base/Lid	Lngh. x Wdth. x Ht. (in.)	Case Wt. (lbs.)	Sleeve Pack	Case Pack	Cube (ft.3)	Ti x Hi
----------	-------------	----------	----------------	---------------------------	-----------------	-------------	-----------	-------------	---------

## 9" Oval Platters & Matching Lids

<b>A</b>	<b>CF7PL-07</b>	9" x 7" Platter w/ Wide Marbella Rim	C-Fine	Black	9.00 x 7.00 x 0.80	23.63	125	1000	2.26	7 x 6
	<b>BP7PL-07</b>	9" x 7" Platter w/ Wide Marbella Rim	HIPS	High Gloss Black	9.00 x 7.00 x 0.80	21.63	500	500	0.90	11 x 5
<b>B</b>	<b>CL211-090</b>	Lid for 9" x 7" Wide Rim Platters	PS	Clear	9.20 x 7.20 x 1.50	13.77	125	500	5.42	2 x 6

## 10.25" - 10.5" Oval Platters & Matching Lids

<b>C</b>	<b>CF8DPL-07</b>	10.25" x 7.75" Platter w/ Rounded Marbella Rim	C-Fine	Black	10.27 x 7.75 x 1.30	22.20	125	500	2.11	6 x 5
<b>D</b>	<b>CL8DPL-02VH</b>	Lid for 10.25" x 7.75" Platter, Vented	PS	Clear	10.75 x 7.75 x 1.60	9.56	125	250	3.20	3 x 8
	<b>11PL-C-04</b>	10.5" x 7.5" Platter w/ Wide Flowered Rim	PS	Black	10.51 x 7.40 x 0.83	18.34	125	500	1.89	9 x 6
<b>E</b>	<b>CF8PL-07</b>	10.5" x 7.5" Platter w/ Wide Marbella Rim	C-Fine	Black	10.50 x 7.50 x 0.90	18.82	125	500	1.65	6 x 6
	<b>BP8PL-07</b>	10.5" x 7.5" Platter w/ Wide Marbella Rim	HIPS	High Gloss Black	10.50 x 7.50 x 0.90	28.19	125	500	1.27	9 x 5
<b>F</b>	<b>CL211-110</b>	Lid for 10.5" x 7.5" Wide Rim Platters	PS	Clear	10.75 x 7.75 x 1.50	9.44	125	250	4.14	5 x 4

## 12" - 13" Oval Platters & Matching Lids

<b>G</b>	<b>CF9PL-07DD</b>	12" x 9" Deep Platter w/ Wide Marbella Rim	C-Fine	Black	12.00 x 9.00 x 1.50	13.86	125	250	1.90	9 x 5
	<b>CF9PL-07HP</b>	12" x 9" Platter w/ Wide Marbella Rim	C-Fine	Black	12.00 x 9.00 x 1.10	13.87	250	250	1.56	12 x 5
<b>H</b>	<b>CL212-120VH</b>	Lid for 12" x 9" Wide Rim Platters, 2 Vents	PS	Clear	12.38 x 9.21 x 2.50	15.00	50	250	6.48	3 x 4
	<b>CF10PL-07DD</b>	13" x 10" Deep Platter w/ Wide Marbella Rim	C-Fine	Black	13.00 x 10.00 x 1.60	17.02	250	250	2.31	4 x 8
	<b>CF10PL-07</b>	13" x 10" Platter w/ Wide Marbella Rim	C-Fine	Black	13.00 x 10.00 x 1.10	16.46	125	250	2.07	5 x 8
	<b>BP10PL-07</b>	13" x 10" Platter w/ Wide Marbella Rim	HIPS	High Gloss Black	13.00 x 10.00 x 1.10	26.05	125	250	1.81	6 x 4
	<b>CL211-131</b>	Stackable Lid for 13" x 10" Wide Rim Platters	PS	Clear	13.25 x 10.25 x 2.30	17.29	50	250	7.73	3 x 4

Refer to page 49 to learn more about C-Fine®



# D&W Brand Serving Bowls, Casseroles & Lids



Item No.	Description	Material	Color Base/Lid	Lngh. x Wdth. x Ht. (in.)	Case Wt. (lbs.)	Sleeve Pack	Case Pack	Cube (ft.3)	Ti x Hi
----------	-------------	----------	----------------	---------------------------	-----------------	-------------	-----------	-------------	---------

## Serving Bowls & Matching Lids

<b>A</b>	<b>CF762-080</b>	32 oz. Oblong Black Bowl w/Weave Design	C-Fine	Black	8.23 x 5.28 x 2.34	15.55	125	500	2.62	4 x 8
<b>B</b>	<b>CL262-080</b>	Lid for Black Bowl w/Weave Design	PS	Clear	8.27 x 5.31 x 1.30	10.25	125	500	3.09	3 x 8
<b>C</b>	<b>CF764-285</b>	Shell Design Bowl	C-Fine	Black	9.41 x 8.94 x 1.50	23.00	125	500	3.44	6 x 4
<b>D</b>	<b>CL264-285</b>	Lid for Shell Design Bowl	PS	Clear	9.84 x 9.17 x 2.17	8.20	50	250	4.48	1 x 9
<b>E</b>	<b>CF8DRPL-07</b>	10.25" x 7.75" Oval Bowl w/ Marbella Rim	C-Fine	Black	10.24 x 7.76 x 1.70	24.40	125	500	3.09	4 x 8
	<b>CF8DRPL-07-1</b>	10.25" x 7.75" Oval Bowl w/ Marbella Rim	C-Fine	Black	10.26 x 7.76 x 1.80	21.00	440	440	3.09	5 x 8
<b>F</b>	<b>CL8DPL-02VH</b>	Oval Lid for 10.25" x 7.75" Bowl, 2 Vents	PS	Clear	10.75 x 7.75 x 1.60	9.56	125	250	3.20	3 x 8
	<b>CT12OV-07-2</b>	12 oz. Oval Bowl	PP	Black	7.91 x 5.98 x 1.14	16.83	50	400	2.80	4 x 7
	<b>CT20OV-07</b>	20 oz. Oval Bowl	PP	Black	8.94 x 6.89 x 1.14	20.39	400	400	3.94	4 x 6

## Oval Casserole Containers & Matching Lids

<b>G</b>	<b>CF766-080</b>	8 oz. Casserole	PS	Black	7.00 x 4.60 x 1.37	15.80	125	1000	2.24	9 x 5
	<b>CT766-080</b>	8 oz. Casserole	PP	Black	7.01 x 4.61 x 1.34	20.31	125	1000	2.19	6 x 5
	<b>CF12D-07</b>	12 oz. Casserole	C-Fine	Black	7.00 x 4.60 x 1.79	19.40	1000	1000	2.69	9 x 5
<b>H</b>	<b>CL266-081</b>	Low Dome Lid for 8/12 oz. Casserole	PS	Clear	7.20 x 4.72 x 0.80	7.44	50	500	3.48	4 x 7
	<b>CL266-089</b>	High Dome Lid for 8/12 oz. Casserole	PS	Clear	7.20 x 4.72 x 2.00	6.65	125	500	2.83	4 x 8
	<b>CF766-160</b>	16 oz. Casserole	C-Fine	Black	8.54 x 5.71 x 1.69	12.50	125	500	1.85	6 x 7
	<b>CT766-160</b>	16 oz. Casserole	PP	Black	8.50 x 5.67 x 1.65	19.99	125	500	1.64	7 x 8
	<b>CL266-165</b>	Low Dome Lid for 16 oz. Casserole	PS	Clear	8.70 x 5.79 x 0.79	11.38	50	500	4.82	3 x 5
	<b>CL266-160</b>	High Dome Lid for 16 oz. Casserole	PS	Clear	8.70 x 5.83 x 1.75	11.61	50	500	5.36	3 x 5
	<b>CT766-323NS</b>	32 oz. Casserole	PP	Black	8.19 x 5.51 x 2.76	303.30	3900	3900	46.13	1 x 1

Refer to page 49 to learn more about C-Fine®



# D&W Brand Foam



A



B



C



D



E



F

Item No.	Description	Material	Color Base/Lid	Dia. x Ht. (in.)	Case Wt. (lbs.)	Sleeve Pack	Case Pack	Cube (ft.3)	Ti x Hi
----------	-------------	----------	----------------	------------------	-----------------	-------------	-----------	-------------	---------

## Foam Plates

<b>A</b>	<b>FP6-1000</b>		6" Plate	PS	White	5.97 x 0.122	9.43	125	1000	3.09	6 x 5
	<b>FP9-500</b>		9" Plate	PS	White	8.84 x 0.97	11.00	125	500	3.33	4 x 5
<b>B</b>	<b>FP9-3-500</b>		9" 3-Comp. Plate	PS	White	8.84 x 0.97	11.30	125	500	3.33	4 x 5
	<b>FP10-500</b>		10" Plate	PS	White	10.22 x 0.97	14.25	125	500	4.47	4 x 5
	<b>FP10-3-500</b>		10" 3-Comp. Plate	PS	White	10.22 x 0.97	14.75	125	500	4.79	4 x 5

## Foam Bowl

<b>C</b>	<b>FB6-1000</b>		12 oz. Bowl	PS	White	5.97 x 1.81	9.75	125	1000	3.84	6 x 5
----------	-----------------	--	-------------	----	-------	-------------	------	-----	------	------	-------

Item No.	Description	Material	Color Base/Lid	Lngh. x Wdth. x Ht. (in.)	Case Wt. (lbs.)	Sleeve Pack	Case Pack	Cube (ft.3)	Ti x Hi
----------	-------------	----------	----------------	---------------------------	-----------------	-------------	-----------	-------------	---------

## Foam Trays

<b>D</b>	<b>FT5-500</b>		5-Comp. Tray, Configuration A	PS	White	10.38 x 8.31 x 1.16	14.60	125	500	4.36	4 x 5
<b>E</b>	<b>FT5-500-CMP</b>		5-Comp. Tray, Configuration B	PS	White	10.38 x 8.31 x 1.16	14.46	125	500	4.36	4 x 5
<b>F</b>	<b>FT6-500</b>		6-Comp. Tray	PS	White	11.81 x 8.31 x 1.16	17.32	125	500	5.01	4 x 5

# Enviroware®

- ▶ Heavy duty for strength and performance.
- ▶ Manufactured using 100% recycled CO2 instead of a hydrocarbon blowing agent.
- ▶ Made with an active organic catalyst (AOC) developed to accelerate the degradation rate after use.



## Foam Plates

6" Plate



9" Plate



9" 3-Comp. Plate



10" Plate



10" 3-Comp. Plate



## Foam Bowl

12 oz. Bowl



## Foam Trays


5-Comp. Tray



6-Comp. Tray



# Enviroware®



Item No.	Description	Material	Color Base/Lid	Dia. x Ht. (in.)	Case Wt. (lbs.)	Sleeve Pack	Case Pack	Cube (ft.3)	Ti x Hi
----------	-------------	----------	----------------	------------------	-----------------	-------------	-----------	-------------	---------

### Foam Plates

<b>A</b>	<b>GFP6-1000</b>	PS + AOC	White	5.97 x 0.12	9.72	125	1000	3.09	6 x 5
<b>B</b>	<b>GFP9-500</b>	PS + AOC	White	8.84 x 0.97	11.00	125	500	3.33	4 x 5
<b>C</b>	<b>GFP9-3-500</b>	PS + AOC	White	8.84 x 0.97	11.30	125	500	3.33	4 x 5
<b>D</b>	<b>GFP10-500</b>	PS + AOC	White	10.22 x 0.97	14.25	125	500	4.47	4 x 5
<b>E</b>	<b>GFP10-3-500</b>	PS + AOC	White	10.22 x 0.97	14.75	125	500	4.47	4 x 5

### Foam Bowl

<b>F</b>	<b>GFB6-1000</b>	PS + AOC	White	5.97 x 1.81	11.00	250	1000	3.84	6 x 5
----------	------------------	----------	-------	-------------	-------	-----	------	------	-------

Item No.	Description	Material	Color Base/Lid	Lngth. x Wdth. x Ht. (in.)	Case Wt. (lbs.)	Sleeve Pack	Case Pack	Cube (ft.3)	Ti x Hi
----------	-------------	----------	----------------	----------------------------	-----------------	-------------	-----------	-------------	---------

### Foam Trays

<b>G</b>	<b>GFT5-500-CMP</b>	PS + AOC	White	10.38 x 8.31 x 1.16	14.60	125	500	4.36	4 x 5
<b>H</b>	<b>GFT6-500</b>	PS + AOC	White	11.81 x 8.31 x 1.16	17.63	125	500	5.01	4 x 5

"AOC" stands for "Active Organic Catalyst" developed to accelerate degradation rate after use



# PartiPak®

- ▶ Classic style works for every occasion, from parties to tailgates
- ▶ Multiple sizes with interchangeable dome heights deliver versatility to meet every catering need
- ▶ Designed to interlock, providing secure stacking and anti-topple protection during transit
- ▶ Clear PET domes allow for optimum product visibility



## Square Trays

10.25" Square Trays



12" Square Trays



16" Square Trays



18" Square Trays



## Square Lids

10.25" Square Lids



Low Dome Lid



High Dome Lid

12" Square Lids



Low Dome Lid



High Dome Lid

16" Square Lids



Low Dome Lid



Med-High Dome Lid



High Dome Lid

18" Square Lids



Low Dome Lid



Med-High Dome Lid



High Dome Lid

PartiPak®



A



B



C



D

Item No.	Description	Material	Color	Lngh. x Wdth. x Ht. (in.)	Case Wt. (lbs.)	Sleeve Pack	Case Pack	Cube (ft.3)	Ti x Hi
<b>10.25" Square Tray &amp; Matching Lids</b>									
<b>A CBS010P</b>	10.25" Every Day Tray	PET	Black	10.24 x 10.24 x 1.00	14.90	80	160	2.18	10 x 4
<b>CLS010P</b>	10.25" Low Dome Lid	PET	Clear	10.24 x 10.24 x 1.20	11.90	80	160	2.38	8 x 4
<b>CLSH010P</b>	10.25" High Dome Lid	PET	Clear	10.24 x 10.24 x 2.00	14.90	80	160	2.50	8 x 4
<b>12" Square Tray &amp; Matching Lids</b>									
<b>B CBS012P</b>	12" Every Day Tray	PET	Black	12.36 x 12.36 x 1.10	7.33	25	50	1.81	7 x 7
<b>CLS012P</b>	12" Low Dome Lid	PET	Clear	12.36 x 12.36 x 1.61	7.28	50	50	1.92	6 x 7
<b>CLSH012P</b>	12" High Dome Lid	PET	Clear	12.36 x 12.36 x 2.64	7.56	25	50	1.92	6 x 7
<b>16" Square Tray &amp; Matching Lids</b>									
<b>C CBS016P</b>	16" Every Day Tray	PET	Black	16.42 x 16.42 x 1.26	19.21	25	50	3.71	4 x 5
<b>CLS016P</b>	16" Low Dome Lid	PET	Clear	16.42 x 16.42 x 1.81	13.66	50	50	2.92	4 x 5
<b>CLSMH016P</b>	16" Med-High Dome Lid	PET	Clear	16.42 x 16.42 x 2.65	15.50	25	50	4.06	4 x 5
<b>CLSH016P</b>	16" High Dome Lid	PET	Clear	16.42 x 16.42 x 3.27	17.43	25	50	3.41	4 x 5
<b>18" Square Tray &amp; Matching Lids</b>									
<b>D CBS018P</b>	18" Every Day Tray	PET	Black	18.07 x 18.07 x 1.26	23.37	25	50	3.61	4 x 5
<b>CLS018P</b>	18" Low Dome Lid	PET	Clear	18.07 x 18.07 x 1.81	16.23	50	50	3.61	4 x 5
<b>CLSMH018P</b>	18" Med-High Dome Lid	PET	Clear	18.07 x 18.07 x 2.64	18.58	25	50	5.01	4 x 4
<b>CLSH018P</b>	18" High Dome Lid	PET	Clear	18.07 x 18.07 x 3.70	21.68	25	50	3.98	4 x 5

# PartiPak®

- ▶ Interchangeable base and lid styles make it easy to find the perfect look for your next party or catering event
- ▶ All every day bases come in both clear and black, to help meet your sustainability requirements
- ▶ All domes sizes and styles have a built-in easy-open tab
- ▶ Clear PET domes and bases allow for optimum product visibility



## Round Trays

### 12" Round Trays

Every Day

Special Occasion



### 16" Round Trays

Every Day

Special Occasion



### 18" Round Trays

Every Day

Special Occasion



## Round Lids\*

### 12" Round Lids

Fluted

Wide Panel



### 16" Round Lids

Fluted

Wide Panel



### 18" Round Lids

Fluted

Wide Panel



\*Fluted and wide panel lids are interchangeable with every day and special occasion trays.

## PartiPak®



Item No.	Description	Material	Color	Dia. x Ht. (in.)	Case Wt. (lbs.)	Sleeve Pack	Case Pack	Cube (ft.3)	Ti x Hi
<b>PartiPak® 12" Round Trays &amp; Interchangeable Lids</b>									
<b>A</b>	<b>CBRE12P</b>	PET	Black	12.46 x 0.92	6.73	25	50	1.74	7 x 7
	<b>CBRE12PCLR</b>	PET	Clear	12.46 x 0.92	6.73	25	50	1.74	7 x 7
<b>B</b>	<b>CBRP12P</b>	PET	Black	12.46 x 1.52	9.69	25	50	1.81	7 x 7
	<b>CLRE12P</b>	PET	Clear	12.97 x 4.00	6.72	25	50	1.92	9 x 4
	<b>CLRP12P</b>	PET	Clear	12.97 x 4.00	9.91	25	50	1.92	9 x 4
<b>PartiPak® 16" Round Trays &amp; Interchangeable Lids</b>									
<b>C</b>	<b>CBRE16P</b>	PET	Black	16.32 x 0.92	12.34	50	50	2.76	6 x 5
	<b>CBRE16PCLR</b>	PET	Clear	16.32 x 0.92	12.34	50	50	2.76	4 x 5
<b>D</b>	<b>CBRP16P</b>	PET	Black	16.32 x 1.52	18.76	25	50	2.76	4 x 5
	<b>CLRE16P</b>	PET	Clear	16.84 x 4.00	13.50	25	50	3.71	4 x 5
	<b>CLRP16P</b>	PET	Clear	16.32 x 4.00	17.12	25	50	3.71	4 x 5
<b>PartiPak® 18" Round Every Day Tray &amp; Interchangeable Lids</b>									
<b>E</b>	<b>CBRE18P</b>	PET	Black	18.32 x 0.92	16.14	25	50	3.61	4 x 5
	<b>CBRE18PCLR</b>	PET	Clear	18.32 x 0.92	16.14	25	50	3.61	4 x 5
<b>F</b>	<b>CBRP18P</b>	PET	Black	18.32 x 1.52	21.59	25	50	3.61	4 x 5
	<b>CLRE18P</b>	PET	Clear	18.84 x 4.25	16.69	25	50	5.01	4 x 4
	<b>CLRP18P</b>	PET	Clear	18.84 x 4.00	23.10	25	50	5.01	4 x 5

# Multi-Compartment Rectangular Trays & Lids

- ▶ Wide variety of volumes and configurations, including upside down and right side up designs
- ▶ Sturdy, stackable bases and flat lids with easy open tabs
- ▶ Both clear and black bottom options available
- ▶ Tight corner/side seals ensure leak resistance
- ▶ Crystal clear lids showcase foods



Dip Cup Designs: Right Side Up			Dip Cup Designs: Upside Down		
1 Round	1 Round w/ Split Comp.	2 Round	Round Area	Square Area	Rectangular Area
A	B	C	D	E	F

Item No.	Description	Material	Color	Height (in.)	Cap. Excluding Dip Cup (fl. oz.)	Case Wt. (lbs.)	Sleeve Pack	Case Pack	Cube (ft.3)	Ti x Hi
<b>11" x 7" Rectangular Tray, Lid &amp; Combos</b>										
1321	3-Comp. Tray	PET	Clear	2.25	60.00	18.86	200	200	3.44	6 x 4
1140	Lid for 3-Comp. Tray	PET	Clear	0.50	48.00	12.83	200	200	3.44	6 x 2
A 1174	Single Comp. Tray w/ Dip Cup and Lid	PET	Clear/Clear	2.25	55.00	21.62	100	100	3.44	6 x 4
B 1297	4-Comp. Tray w/ Dip Cup and Flat Lid	PET	Clear/Clear	1.63	48.00	19.43	100	100	3.44	6 x 4
1701	4-Comp. Tray w/ Dip Cup and Flat Lid	PET	Clear/Clear	2.00	54.00	9.94	100	100	3.44	6 x 4
1141	4-Comp. Tray w/ Dip Cup and Flat Lid	PET	Clear/Clear	2.25	48.00	14.61	100	100	3.44	6 x 4
C 1751	4-Comp. Tray w/ Dip Cup and Flat Lid	PET	Clear/Clear	2.25	-	19.43	100	100	3.44	6 x 4
D 1310	4-Comp. Tray w/ Dip Cup and Flat Lid	PET	Black/Clear	2.25	48.00	20.00	100	100	3.44	6 x 4
E 1276	6-Comp. Tray w/ Dip Cup and Lid	PET	Clear/Clear	2.25	-	21.63	100	100	3.44	6 x 4
1644	6-Comp. Upside Down Tray w/ Dip Cup Area and Lid	PET	Clear/Clear	1.25	-	19.81	100	100	3.44	6 x 4
F 1340	6-Comp. Upside Down Container w/ Dip Area and Flat Lid	PET	Black/Clear	1.25	-	16.22	100	100	3.44	6 x 4





# 14 x 11" Multi-Compartment



A

B

C

D

E

F

G

Item No.	Description	Material	Color	Height (in.)	Cap. Excluding Dip Cup (fl. oz.)	Case Wt. (lbs.)	Sleeve Pack	Case Pack	Cube (ft.3)	Ti x Hi
<b>14" x 11" Rectangular Trays, Lid &amp; Combos</b>										
<b>A 1411</b>	6-Comp. Tray w/ 2 Dip Cups	PET	Black	2.25	96.00	21.00	60	60	3.44	6 x 4
<b>1781</b>	6-Comp. PET Tray w/ Dip Cup	PET	Clear	3.30	120.00	34.17	100	100	3.76	6 x 4
<b>1683</b>	Lid for 6-Comp. PET Tray w/ Dip Cup	PET	Clear	0.50	-	22.85	200	200	3.44	6 x 4
<b>1191</b>	4-Comp. Tray w/ Dip Cup and Lid	PET	Clear/Clear	2.00	72.00	17.22	60	60	3.44	6 x 4
<b>1118</b>	4-Comp. Tray w/ Dip Cup and Lid	PET	Clear/Clear	2.25	96.00	18.57	60	60	3.44	6 x 4
<b>1663</b>	4-Comp. Tray w/ Dip Cup and Lid	PET	Clear/Clear	2.25	96.00	18.30	60	60	3.44	6 x 4
<b>1736</b>	4-Comp. Tray w/ Dip Cup and Lid	PET	Clear/Clear	2.75	110.00	20.28	60	60	3.44	6 x 4
<b>B 1228</b>	4-Comp. Tray w/ Dip Cup and Lid	PET	Clear/Clear	3.13	128.00	18.80	60	60	3.44	6 x 4
<b>1157</b>	4-Comp. Tray w/ Dip Cup and Lid	PET	Clear/Clear	4.75	192.00	25.00	50	50	3.44	6 x 4
<b>C 1439</b>	4-Comp. Tray w/ Dip Cup and Lid	PET	Black/ Clear	2.00	72.00	19.87	60	60	3.44	6 x 4
<b>1307</b>	4-Comp. Tray w/ Dip Cup and Flat Lid	PET	Black/ Clear	2.25	96.00	21.00	60	60	3.44	6 x 4
<b>D 1231</b>	5-Comp. Heat Sealable Tray w/ Dip Cup, Split Comp. and Lid	PET	Clear/Clear	2.75	110.00	20.31	60	60	3.44	6 x 4
<b>1358</b>	6-Comp. Tray w/ Dip Cup and Lid	PET	Clear/Clear	2.25	90.00	20.31	60	60	3.44	6 x 4
<b>1247</b>	6-Comp. Tray w/ Dip Cup and Lid	PET	Clear/Clear	2.25	96.00	17.25	60	60	3.44	6 x 4
<b>E 1784</b>	6-Comp. Tray w/ Dip Cup and Lid	PET	Black/ Clear	2.00	96.00	18.41	60	60	3.44	6 x 4
<b>F 1384</b>	6-Comp. Upside Down Tray w/ Dip Area and Lid	PET	Black/ Clear	1.25	96.00	16.17	60	60	3.44	6 x 4
<b>G 1334</b>	6-Comp. Upside Down Tray w/ Rectangular Dip Area and Lid	PET	Black/ Clear	1.56	-	15.99	60	60	3.44	6 x 4
<b>1336</b>	6-Comp. Upside Down Tray w/ Square Dip Area and Lid	PET	Black/ Clear	1.56	-	18.01	60	60	3.44	6 x 4
<b>1294</b>	6-Comp. Tray w/ Dip Cup and Flat Lid	PET	Black/ Clear	2.25	96.00	21.00	60	60	3.44	6 x 4

# Round Multi-Compartment

- ▶ Wide variety of Compartment and dip cup options
- ▶ Sturdy, stackable bases and lids with easy open tabs
- ▶ Positive rim seals ensure leak resistance
- ▶ Crystal clear lids showcase foods
- ▶ Round and square dip cup designs available



## Lid Styles

Ring



Flat



Rose



Daisy



Starburst



Item No.	Description	Material	Color	Dia. (in.) x Ht. (in.)	Cap. Excluding Dip Cup (fl. oz.)	Case Wt. (lbs.)	Sleeve Pack	Case Pack	Cube (Ft.3)	Ti x Hi
----------	-------------	----------	-------	---------------------------	--	-----------------------	----------------	--------------	----------------	---------

### Round 10.25" Tray & Matching Lids

1625	6- Comp. Tray	PET	Clear	10.25 x 1.80	48.00	10.60	100	100	2.77	8 x 5
1146	Ring Lid	PET	Clear	10.25 x 0.65	–	12.00	200	200	3.79	6 x 4
1147	Daisy Lid	PET	Clear	10.25 x 1.40	–	13.00	200	200	3.79	4 x 6
1188	Rose Pattern Lid	PET	Clear	10.25 x 1.40	–	15.00	200	200	3.79	6 x 4

### Round 13" Trays & Matching Lids

1768	4-Comp. Tray w/Dip Cup	PET	Clear	13.00 x 2.25	64.00	300.00	1320	1320	39.13	1 x 1
1416	5-Comp. Tray w/Dip Cup	PET	Clear	13.25 x 3.92	156.00	18.18	80	80	3.00	9 x 4
1600	Ring Lid for 13.25" Tray	PET	Clear	13.38 x 0.75	–	20.80	200	200	3.00	9 x 4
1769	Ring Lid for 13.00" Tray	PET	Clear	13.00 x 0.75	–	200.00	1980	1980	39.13	1 x 1

## Round Multi-Compartment



Item No.	Description	Material	Color Tray/Lid	Height (in.)	Cap. Excluding Dip Cup (fl. oz.)	Case Wt. (lbs.)	Sleeve Pack	Case Pack	Cube (ft.3)	Ti x Hi
<b>Round 10.25" Tray &amp; Lid Combos</b>										
<b>A</b>	<b>1086</b>	3-Comp. Tray w/Dip Cup and Ring Lid	PET	Clear/Clear	1.75	36.00	14.71	100	100	3.79 6 x 4
	<b>1378</b>	3-Comp. Tray w/Rose Pattern Lid	PET	Clear/Clear	2.63	42.00	20.39	100	100	3.79 6 x 4
	<b>1169</b>	6-Comp. Tray w/Dip Cup and Ring Lid	PET	Clear/Clear	1.80	56.00	20.60	100	100	3.79 4 x 6
	<b>1636</b>	6-Comp. Tray w/Flat Lid	PET	Clear/Clear	1.80	48.00	15.65	100	100	3.79 6 x 4
<b>B</b>	<b>1049</b>	4-Comp. Juice Catcher Tray w/Dip Cup and Ring Lid	PET	Clear/Clear	2.25	48.00	14.42	100	100	3.79 6 x 4
	<b>1484</b>	3-Comp. Tray w/ Flat Lid	PET	Clear/Clear	1.75	54.00	9.17	100	100	3.79 4 x 6
	<b>1395</b>	3-Comp. Tray w/Rose Pattern Lid	PET	Clear/Clear	1.75	54.00	9.13	100	100	3.79 6 x 4
<b>C</b>	<b>1773</b>	3-Comp. Tray w/Starburst Lid	PET	Clear/Clear	1.75	54.00	9.13	100	100	3.79 6 x 4
	<b>1314</b>	3-Comp. Tray w/Ring Lid	PET	Clear/Clear	1.75	54.00	14.60	100	100	3.79 6 x 4
	<b>1112</b>	1-Comp. Tray w/Dip Cup and Ring Lid	PET	Clear/Clear	1.64	51.00	9.13	100	100	3.79 4 x 6
	<b>1053</b>	3-Comp. Tray w/Dip Cup and Ring Lid	PET	Clear/Clear	2.50	60.00	14.42	100	100	3.79 6 x 4
	<b>1091</b>	4-Comp. Tray w/Ring Lid	PET	Clear/Clear	1.86	60.00	8.94	100	100	3.79 4 x 6
<b>D</b>	<b>1046</b>	4-Comp. Tray w/Ring Lid	PET	Clear/Clear	2.90	64.00	15.42	100	100	3.79 6 x 4
	<b>1048</b>	4-Comp. Juice Catcher Tray w/Dip Cup and Ring Lid	PET	Clear/Clear	2.90	64.00	15.65	100	100	3.79 6 x 4
	<b>1322</b>	4-Comp. Tray w/Dip Cup and Flat Lid	PET	Clear/Clear	2.90	64.00	16.02	100	100	3.79 6 x 4
	<b>1507</b>	4-Comp. Tray w/Rose Pattern Lid	PET	Clear/Clear	2.25	64.00	9.13	100	100	3.79 6 x 4
	<b>1657</b>	4-Comp. Tray w/Ring Lid	PET	Clear/Clear	2.90	64.00	16.67	100	100	3.79 4 x 6
	<b>1783</b>	4-Comp. Tray w/Flat Lid	PET	Clear/Clear	2.90	64.00	15.79	100	100	3.79 6 x 4
<b>E</b>	<b>1047</b>	4-Comp. Tray w/Flat Lid	PET	Clear/Clear	2.25	64.00	14.86	100	100	3.79 6 x 4
	<b>1595</b>	4-Comp. Tray w/Dip Cup and Flat Lid	PET	Clear/Clear	2.50	64.00	14.73	100	100	3.79 6 x 4
<b>F</b>	<b>1357</b>	4-Comp. Tray w/Rose Pattern Lid	PET	Clear/Clear	3.00	96.00	16.12	100	100	3.79 6 x 4

## Round Multi-Compartment



Item No.	Description	Material	Color Tray/Lid	Height (in.)	Cap. Excluding Dip Cup (fl. oz.)	Case Wt. (lbs.)	Sleeve Pack	Case Pack	Cube (ft.3)	Ti x Hi
<b>Round 13.25" Tray &amp; Lid Combos</b>										
<b>A</b>	<b>2047</b>	4-Comp. Tray w/Dip Cup and Ring Lid	PET	Black/Clear	1.75	72.00	19.00	50	50	3.00 9 x 4
<b>B</b>	<b>1192</b>	4-Comp. Tray w/Dip Cup and Ring Lid	PET	Clear/Clear	1.75	72.00	19.00	50	50	3.00 9 x 4
	<b>2046</b>	4-Comp. Tray w/Dip Cup and Ring Lid	PET	Black/Clear	2.02	88.00	19.00	50	50	3.00 9 x 4
<b>C</b>	<b>1106</b>	4-Comp. Tray w/Dip Cup and Ring Lid	PET	Clear/Clear	2.38	104.00	19.00	50	50	3.00 9 x 4
<b>D</b>	<b>1104</b>	4-Comp. Tray w/Dip Cup and Ring Lid	PET	Clear/Clear	2.80	124.00	18.49	50	50	3.00 9 x 4
	<b>1278</b>	4-Comp. Tray w/Square w/Dip Cup and Ring Lid	PET	Clear/Clear	2.80	140.00	18.49	50	50	3.00 9 x 4
	<b>1103</b>	4-Comp. Tray w/Dip Cup and Ring Lid	PET	Clear/Clear	3.94	176.00	18.50	50	50	3.00 9 x 4
<b>E</b>	<b>1241</b>	Heat Sealable PET 5-Comp. Tray w/Dip Cup and Ring Lid	PET	Clear/Clear	3.15	120.00	19.00	50	50	3.00 9 x 4
<b>Round 15.25" Tray &amp; Lid Combo</b>										
<b>F</b>	<b>1115</b>	5-Comp. Tray w/Dip Cup and Ring Lid	PET	Clear/Clear	3.00	180.00	16.00	20	20	2.80 6 x 5
	<b>1067</b>	5-Comp. Tray w/Dip Cup and Ring Lid	PET	Clear/Clear	3.95	200.00	16.00	20	20	2.80 6 x 5

# Forum® Catering Single/Multi-Compartment

## Forum® Catering

- ▶ Upscale containers with capacity and Compartment options.
- ▶ Sturdy, stackable bases, crystal clear lids and easy open tabs.



### Single Compartment Bases

12 inch		14 inch		16 inch		18 inch
Shallow	Deep	Shallow	Deep	Shallow	Deep	Shallow

### Multi-Compartment Bases

12 inch	14 inch		16 inch	
5-Comp.	4-Comp.	5-Comp.	3-Comp.	5-Comp. Shallow

### Single Compartment Lids

Flat	Low Dome	Med. High Dome	High Dome

### Multi-Compartment Lids

Flat	Low Dome	Med. High Dome	High Dome
5-Comp. 	4-Comp. 	4-Comp. 	5-Comp. 

### Vent Styles

1 Vent Hole 	4 Vent Holes 
5 Vent Hole 	8 Vent Holes 

### Dome Height/Vent Variations by Size\*

Dome	Flat			Low				Med. High		High	
	None	1	5	None	4	5	8	None	4	None	4
12"				●	●					●	●
14"	●			●						●	
14" 4-Comp.						●		●			
14" 5-Comp.		●	●							●	
16"				●	●		●	●		●	●
18"				●				●		●	



## Forum® Catering



Item No.	Description	Material	Color	Lngh. x Wdth. x Ht. (in.)	Case Wt. (lbs.)	Sleeve Pack	Case Pack	Cube (ft.3)	Ti x Hi	
<b>Forum® 12" Bases, Lids &amp; Combo</b>										
<b>A</b>	<b>BP713-120-1</b>	46 oz. Shallow Base	HIPS	High Gloss Black	12.30 x 12.30 x 1.10	8.87	30	60	2.53	6 x 7
<b>B</b>	<b>CF723-120-1</b>	98 oz. Deep Base	C-Fine	Black	12.30 x 12.30 x 2.13	8.34	30	60	2.53	6 x 7
	<b>CL213-1204H5</b>	Low Dome Lid w/ 4 Vents	OPS	Clear	12.30 x 12.30 x 1.61	4.38	25	50	1.89	4 x 9
	<b>CL213-120-1</b>	Low Dome Lid	OPS	Clear	12.30 x 12.30 x 1.65	4.90	30	60	2.53	6 x 7
	<b>CL213-129-1</b>	High Dome Lid	OPS	Clear	12.30 x 12.30 x 2.64	5.65	30	60	2.53	6 x 7
	<b>CL213-1294H-1</b>	High Dome Lid w/ 4 Vents	OPS	Clear	12.30 x 12.30 x 2.64	4.88	30	60	2.53	6 x 7
<b>C</b>	<b>BP713-129CP</b>	46 oz. Shallow Base & High Dome Lid	PS/OPS	High Gloss Black/Clear	12.30 x 12.30 x 3.33	6.11	25	25	2.01	7 x 7
<b>Forum® 12" 5-Comp. Base*</b>										
<b>D</b>	<b>BP713-124-1</b>	Shallow Base, 5- Comp.	HIPS	High Gloss Black	12.30 x 12.30 x 1.10	8.30	30	60	2.53	6 x 6
<b>Forum® 14" Bases &amp; Lids</b>										
<b>E</b>	<b>BP713-140-1</b>	65 oz. Shallow Base	HIPS	High Gloss Black	14.40 x 14.40 x 1.26	12.38	24	48	3.56	5 x 5
<b>F</b>	<b>HIR13-140</b>	65 oz. Shallow Base	HIPS	High Gloss Red	14.40 x 14.40 x 1.00	13.90	50	50	3.11	6 x 5
<b>G</b>	<b>CF723-140-1</b>	132 oz. Deep Base	C-Fine	Black	14.40 x 14.40 x 2.13	14.07	24	48	3.56	5 x 6
<b>H</b>	<b>BP723-140-1</b>	132 oz. Deep Base	HIPS	High Gloss Black	14.40 x 14.40 x 2.13	14.34	24	48	3.56	5 x 6
	<b>CL213-140</b>	Flat Lid	OPS	Clear	14.40 x 14.40 x 0.83	5.53	24	48	1.69	6 x 6
	<b>CL213-145</b>	Low Dome Lid	OPS	Clear	14.40 x 14.40 x 1.71	5.75	48	48	2.08	6 x 6
	<b>CL213-149-1</b>	High Dome Lid	OPS	Clear	14.40 x 14.40 x 3.00	6.24	24	48	2.67	6 x 6

Refer to page 49 to learn more about C-Fine®

\*All 12" lids work with 5-compartment base



## Forum® Catering



A



B



C



D



E

Item No.	Description	Material	Color	Lngh. x Wdth. x Ht. (in.)	Case Wt. (lbs.)	Sleeve Pack	Case Pack	Cube (ft.3)	Ti x Hi
----------	-------------	----------	-------	---------------------------	-----------------	-------------	-----------	-------------	---------

## Forum® 14" 4-Comp. Base, Lids &amp; Combo\*

<b>A</b>	<b>CF7FFM-144</b>	130 oz. Deep Base, 4-Comp.	C-Fine	Black	14.40 x 14.40 x 2.40	14.77	25	50	4.15	3 x 6
	<b>CL2FFM-1405H</b>	Low Dome Lid w/5 Vents, 4-Comp.	OPS	Clear	14.40 x 14.40 x 1.11	6.28	24	48	2.67	6 x 6
	<b>CL2FFM-1454H</b>	Medium High Dome Lid w/4 Vents, 4-Comp.	OPS	Clear	14.40 x 14.40 x 1.91	6.08	24	48	2.08	6 x 6
<b>B</b>	<b>CF7FFM-145HC</b>	130 oz. Deep 4-Comp. Base & Medium High 4-Comp. Dome w/4 vents	HIPS/OPS	High Gloss Black/Clear	14.40 x 14.40 x 3.90	11.97	25	25	2.67	5 x 6

## Forum® 14" 5-Comp. Base &amp; Lids\*

<b>C</b>	<b>CF723-144-1</b>	106 oz. Deep Base, 5-Comp.	C-Fine	Black	14.40 x 14.40 x 2.13	14.07	24	48	3.56	5 x 6
	<b>CL213-1405C1H</b>	Flat Lid w/1 Vent, 5-Comp.	OPS	Clear	14.40 x 14.40 x 0.83	5.53	24	48	1.69	6 x 6
	<b>CL213-1405C5H</b>	Flat Lid w/5 Vents, 5-Comp.	OPS	Clear	14.40 x 14.40 x 0.83	5.53	48	48	1.69	9 x 6
	<b>HL213-1495C</b>	High Dome Lid, 5-Comp.	OPS	Clear	14.40 x 14.40 x 3.00	9.12	24	48	2.08	6 x 6

## Forum® 16" Bases &amp; Lids

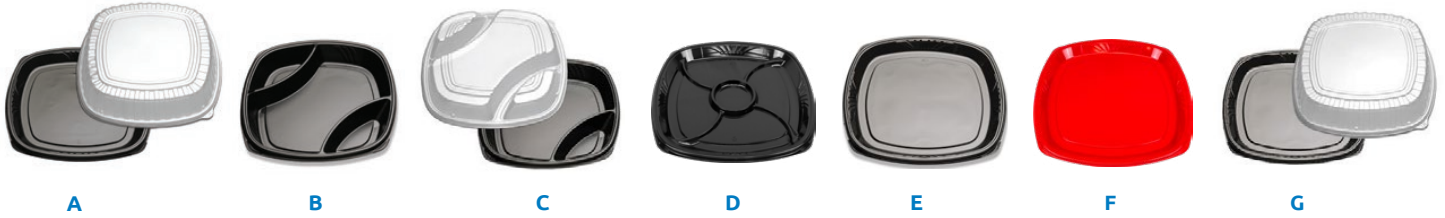
<b>D</b>	<b>BP713-160</b>	96 oz. Shallow Base	HIPS	High Gloss Black	16.40 x 16.40 x 1.25	16.21	25	50	3.53	4 x 5
<b>D</b>	<b>BP713-160-1</b>	96 oz. Shallow Base	HIPS	High Gloss Black	16.40 x 16.40 x 1.25	13.60	20	40	2.83	6 x 5
<b>E</b>	<b>CF723-160</b>	198 oz. Deep Base	C-Fine	Black	16.40 x 16.40 x 2.36	20.08	25	50	4.75	3 x 5
	<b>CL213-160-1</b>	Low Dome Lid	OPS	Clear	16.40 x 16.40 x 1.80	7.24	20	40	2.83	6 x 5
	<b>CL213-160</b>	Low Dome Lid	OPS	Clear	16.40 x 16.40 x 1.80	8.05	50	50	3.61	4 x 5
	<b>CL213-1604</b>	Low Dome Lid w/4 Vents	OPS	Clear	16.40 x 16.40 x 1.80	4.90	50	50	3.61	4 x 5
	<b>CL213-1604H</b>	Low Dome Lid w/4 Vents	OPS	Clear	16.40 x 16.40 x 1.80	4.90	50	50	3.61	4 x 5
	<b>CL213-1604H5</b>	Low Dome Lid w/4 Vents	OPS	Clear	16.40 x 16.40 x 1.80	8.05	50	50	3.61	4 x 5
	<b>CL213-1608H7</b>	Low Dome Lid w/8 Vents	OPS	Clear	16.40 x 16.40 x 1.80	8.22	25	50	3.61	4 x 5
	<b>CL213-165-1</b>	Medium High Dome Lid	OPS	Clear	16.40 x 16.40 x 2.64	7.24	20	40	2.83	6 x 5
	<b>CL213-165</b>	Medium High Dome Lid	OPS	Clear	16.40 x 16.40 x 2.64	8.22	25	50	3.60	4 x 5
	<b>CL213-169-1</b>	High Dome Lid	OPS	Clear	16.40 x 16.40 x 3.27	7.24	20	40	2.83	6 x 5
	<b>CL213-169</b>	High Dome Lid	OPS	Clear	16.40 x 16.40 x 3.27	8.36	25	50	3.19	4 x 5
	<b>CL213-1694H</b>	High Dome Lid w/4 Vents	OPS	Clear	16.40 x 16.40 x 3.27	8.60	25	50	3.61	4 x 5

Refer to page 49 to learn more about C-Fine®

\*Multi-compartment lids only work with multi-compartment bases, whereas single compartment lids work with all bases



## Forum® Catering



Item No.	Description	Material	Color	Lngh. x Wdth. x Ht. (in.)	Case Wt. (lbs.)	Sleeve Pack	Case Pack	Cube (ft.3)	Ti x Hi	
<b>Forum® 16" Base &amp; Lid Combo</b>										
<b>A</b>	<b>BP713-169CP</b>	96 oz. Shallow Base & High Dome Lid	HIPS/OPS	High Gloss Black/Clear	16.40 x 16.40 x 4.10	12.15	25	25	3.53	4 x 5
<b>Forum® 16" 3-Comp. Bases &amp; Combo*</b>										
<b>B</b>	<b>CF723-163-1</b>	186 oz. 3-Comp. Deep Base	C-Fine	Black	16.40 x 16.40 x 2.36	17.56	20	40	3.90	4 x 5
<b>B</b>	<b>CF723-163</b>	186 oz. 3-Comp. Deep Base	C-Fine	Black	16.40 x 16.40 x 2.36	21.56	20	40	3.90	4 x 5
<b>C</b>	<b>CF723-1693CP</b>	186 oz. 3-Comp. Deep Base & Low Dome Lid	C-Fine/OPS	Black/Clear	16.40 x 16.40 x 2.48	16.12	25	25	3.99	4 x 5
<b>Forum® 16" 5-Comp. Bases*</b>										
<b>D</b>	<b>BP713-164-1</b>	80 oz. 5-Comp. Shallow Base	HIPS	High Gloss Black	16.40 x 16.42 x 1.25	15.90	25	50	3.53	4 x 5
<b>D</b>	<b>BP713-164</b>	80 oz. 5-Comp. Shallow Base	HIPS	High Gloss Black	16.40 x 16.40 x 1.25	13.60	20	40	3.90	4 x 5
<b>Forum® 18" Bases, Lids &amp; Combo</b>										
<b>E</b>	<b>BP713-180-1</b>	128 oz. Shallow Base	HIPS	High Gloss Black	18.00 x 18.00 x 1.25	27.28	30	60	5.01	4 x 5
<b>F</b>	<b>HIR13-180</b>	128 oz. Shallow Base	HIPS	High Gloss Red	18.00 x 18.00 x 1.25	23.10	50	50	4.06	4 x 5
<b>F</b>	<b>HIR13-180-1</b>	128 oz. Shallow Base	HIPS	High Gloss Red	18.00 x 18.00 x 1.25	27.68	30	60	5.01	4 x 5
	<b>CL213-180-1</b>	Low Dome Lid	OPS	Clear	18.00 x 18.00 x 1.65	11.48	30	60	4.60	4 x 5
	<b>CL213-185-1</b>	Medium High Dome Lid	OPS	Clear	18.00 x 18.00 x 2.65	11.42	30	60	5.01	4 x 5
	<b>CL213-189-1</b>	High Dome Lid	OPS	Clear	18.00 x 18.00 x 3.66	11.58	30	60	5.01	4 x 5
<b>G</b>	<b>BP713-189CP</b>	128 oz. Shallow Base w/High Dome Lid	HIPS/OPS	High Gloss Black/Clear	18.00x 18.00 x 3.27	16.99	25	25	4.31	4 x 5

Refer to page 49 to learn more about C-Fine®

\*Multi-compartment lids only work with multi-compartment bases, whereas single compartment lids work with all bases

# Round Cakes


- ▶ Wide range of base sizes, spanning from 3.5" to 12" diameters, in either black or clear
- ▶ Specialty cake bases available for single serve, cheesecakes or bundt cakes
- ▶ Dome styles include fluted, smoothwall, and scalloped
- ▶ Bases and domes available in either PET or OPS
- ▶ Sturdy bases with locking mechanisms ensure product security and handling



Base Designs				
Base Style:	Description:	Example:	Color Options:	Base Sizes:
1	Smooth Concave		Black or Clear	7" PET
2	Circular Segments		Black	7.88", 7.84" PET
3	Circular Segments w/ Square Center		Black or Clear	8", 10.3" PET
4	Raised Circles		Black or Clear	8.85", 9", 9.22", 9.9", 10.10", 11.50" PET
5	Indented Circles/ Square Center		Black or Clear	11.11" PET
6	Raised Honeycomb w/ Outer Edge		Black	All 12.25" PET
7	Indented Honeycomb		Black or Clear	9.34", 10.44" OPS
8	Raised Honeycomb		Black or Clear	11.06", 11.87" OPS

Dome Designs
Fluted
Smoothwall
Scalloped

## Round Cakes - PET



Item No.	Description	Base Style	Material	Color	Dia. (in.) x Ht. (in.)	Case Wt. (lbs.)	Sleeve Pack	Case Pack	Cube (ft.3)	Ti x Hi
----------	-------------	------------	----------	-------	------------------------	-----------------	-------------	-----------	-------------	---------

## Single Serve Cake Bases &amp; Domes

<b>A</b>	<b>4507</b>	Cheesecake Base	–	PET	Black	3.50 x 0.50	7.04	50	1000	1.83	8 x 5
<b>B</b>	<b>4524</b>	Cake Base	–	PET	Black	3.75 x 0.42	4.95	500	500	1.07	12 x 7
<b>C</b>	<b>4530</b>	Cake Base	–	PET	Clear	3.80 x 0.42	5.38	500	500	1.06	12 x 8
	<b>4886</b>	Fluted Dome	–	PET	Clear	3.43 x 2.09	10.16	1000	1000	1.83	8 x 5
	<b>4523</b>	Smoothwall Dome	–	PET	Clear	3.75 x 2.95	13.77	500	500	1.81	10 x 5

## Combos for 5" Cakes

<b>D</b>	<b>1754</b>	Cake Base w/ High Smoothwall Dome	1	PET	Black/Clear	7.00 x 4.50	12.46	100	100	2.65	6 x 6
	<b>1811</b>	Cake Base w/ High Smoothwall Dome	1	PET	Clear/Clear	7.00 x 4.50	12.46	100	100	2.65	6 x 6
	<b>1793CLR</b>	Cake Base w/ High Scalloped Dome	1	PET	Clear/Clear	7.00 x 4.30	18.00	150	150	3.94	6 x 4
<b>E</b>	<b>1793</b>	Cake Base w/ High Scalloped Dome	1	PET	Black/Clear	7.00 x 4.30	18.00	150	150	3.94	6 x 4

## Bases, Domes and Combos for 6" Cakes

<b>F</b>	<b>4463</b>	Cake Base	2	PET	Black	7.88 x 0.44	10.96	55	220	2.33	6 x 5
<b>G</b>	<b>4443-1</b>	Bundt Cake Base w/1.5" Cone	2	PET	Black	7.84 x 1.87	11.20	55	220	2.33	6 x 5
	<b>4819-1</b>	Bundt Cake Base w/0.75" Cone	2	PET	Black	7.84 x 1.12	11.20	55	220	2.33	6 x 5
	<b>4854-1</b>	Medium High Scalloped Dome	–	PET	Clear	7.53 x 3.34	16.60	55	220	3.17	5 x 6
	<b>4828</b>	Medium High Scalloped Dome	–	PET	Clear	7.53 x 3.74	17.50	55	220	2.68	5 x 6
<b>H</b>	<b>PC-8550CLR</b>	Cake Base w/ High Scalloped Dome	3	PET	Clear/Clear	8.00 x 5.50	15.00	22	88	3.71	4 x 5
	<b>PC-8550</b>	Cake Base w/ High Scalloped Dome	–	PET	Clear	8.00 x 5.50	15.00	22	88	3.71	4 x 5



# Round Cakes - PET



Item No.	Description	Base Style	Material	Color	Dia. (in.) x Ht. (in.)	Case Wt. (lbs.)	Sleeve Pack	Case Pack	Cube (ft.3)	Ti x Hi
----------	-------------	------------	----------	-------	------------------------	-----------------	-------------	-----------	-------------	---------


## Bases, Domes & Combos for 7" Cakes

<b>A</b>	<b>CP9</b>	Cake Base	4	PET	Black	9.00 x 0.50	13.10	60	240	4.73	4 x 5
<b>B</b>	<b>CP9B</b>	Bundt Cake Base w/ 2" Cone	4	PET	Black	9.22 x 2.35	20.00	60	240	4.61	4 x 5
	<b>CP9B19</b>	Bundt Cake Base w/1.9" Cone	4	PET	Black	9.22 x 2.25	20.00	60	240	4.61	4 x 5
	<b>9250</b>	9" Low Fluted Dome	-	PET	Clear	8.88 x 2.50	14.40	240	240	4.86	4 x 5
	<b>9325</b>	9" Medium High Fluted Dome	-	PET	Clear	8.88 x 3.25	17.56	240	240	4.86	4 x 5
	<b>CV9400</b>	9" High Scalloped Dome	-	PET	Clear	8.92 x 4.00	20.64	60	240	4.65	4 x 5
	<b>CP-9325</b>	Cake Base w/ 3.25" Fluted Dome	4	PET	Black/Clear	9.22 x 3.25	18.50	60	120	4.86	4 x 5
	<b>CP9CLR</b>	Cake Base w/ High Scalloped Dome	4	PET	Clear/Clear	8.85 x 5.23	17.70	50	100	4.86	4 x 5
<b>C</b>	<b>CP-CV9400</b>	Cake Base w/ Medium High Scalloped Dome	4	PET	Black/Clear	9.27 x 4.00	18.80	60	120	5.20	4 x 5

## Bases, Domes & Combos for 8" Cakes


<b>D</b>	<b>CP10</b>	Cake Base	4	PET	Black	10.10 x 0.40	13.32	55	220	4.73	4 x 5
	<b>CP10B</b>	Bundt Cake Base w/ 2" Cone	4	PET	Black	10.10 x 2.37	19.67	55	220	4.94	4 x 4
	<b>10400</b>	9.75" Medium High Fluted Dome	-	PET	Clear	9.75 x 4.00	21.11	220	220	5.40	4 x 5
	<b>10450</b>	9.75" High Fluted Dome	-	PET	Clear	9.75 x 4.51	22.94	220	220	5.40	4 x 5
<b>E</b>	<b>DC32P-1</b>	Cake Base w/ Low Scalloped Dome	5	PET	Black/Clear	9.90 x 3.60	18.94	50	100	5.38	4 x 4
	<b>DC36P-1</b>	Cake Base w/ High Scalloped Dome	5	PET	Black/Clear	9.90 x 5.30	22.22	50	100	5.78	4 x 4

## Round Cakes - PET



Item No.	Description	Base Style	Material	Color	Dia. (in.) x Ht. (in.)	Case Wt. (lbs.)	Sleeve Pack	Case Pack	Cube (ft.3)	Ti x Hi	
<b>Base/Dome Combos for 8.5" Cakes</b>											
	CP-1025350C1	Cake Base w/ Low Scalloped Dome	3	PET	Black/Clear	10.38 x 3.50	21.50	100	100	5.41	4 x 5
<b>A</b>	CP-1025350NFC1	Cake Base w/ Low Scalloped Dome	3	PET	Black/Clear	10.38 x 3.70	17.93	100	100	5.47	4 x 5
	CP-1025350NFC1R	Cake Base w/ Low Scalloped Dome	3	PET	Clear/Clear	10.38 x 3.70	17.93	100	100	5.47	4 x 5
<b>B</b>	CP-1025525NFC1	Cake Base w/ High Scalloped Dome	3	PET	Black/Clear	10.38 x 5.40	20.54	100	100	5.47	4 x 5
	CP-1025525NFC1R	Cake Base w/ High Scalloped Dome	3	PET	Clear/Clear	10.38 x 5.40	20.54	100	100	5.47	4 x 5
	CP-1025725SB1	Cake Base w/ Extra High Scalloped Dome	3	PET	Black/Clear	10.38 x 7.25	14.09	50	50	3.23	8 x 4
	CP-1025725SCLR	Cake Base w/ Extra High Scalloped Dome	3	PET	Clear/Clear	10.38 x 7.25	14.09	50	50	2.83	8 x 4
<b>Base, Dome and Combos for 9" Cakes</b>											
<b>C</b>	DCB40P	Cake Base	4	PET	Black	11.56 x 0.37	17.29	200	200	5.00	6 x 3
	DCD45P	9" High Scalloped Dome	-	PET	Clear	11.20 x 5.27	16.97	80	80	3.59	6 x 4
<b>D</b>	CP-1075550	Cake Base w/ High Scalloped Dome	5	PET	Black/Clear	11.10 x 5.50	12.05	25	50	2.96	6 x 6
	CP-1075550CLR	Cake Base w/ High Scalloped Dome	5	PET	Clear/Clear	11.10 x 5.50	12.05	25	50	2.96	6 x 6
	CP-1075600CLR	Cake Base w/ Extra High Scalloped Dome	5	PET	Clear	11.10 x 6.16	12.00	50	50	2.79	6 x 6
<b>E</b>	DC46P	Cake Base w/ Medium High Scalloped Dome	4	PET	Black/Clear	11.56 x 5.30	15.74	50	50	3.89	6 x 4
<b>Base/Dome Combos for 10" Cakes</b>											
	CP-CVC12450	Cake Base w/ Low Scalloped Dome	6	PET	Black/Clear	12.25 x 4.57	19.00	30	60	4.20	6 x 2
<b>F</b>	CP-CVC12350	Cheesecake Base Scalloped Dome	6	PET	Black/Clear	12.25 x 3.35	18.59	60	60	3.89	6 x 2
	CP-CVC12350P1	Cheesecake Base w/3.5" Scalloped Dome	6	PET	Black/Clear	12.25 x 3.35	18.59	60	60	4.20	6 x 2

## Round Cakes - OPS



Item No.	Description	Base Style	Material	Color	Dia. (in.) x Ht. (in.)	Case Wt. (lbs.)	Sleeve Pack	Case Pack	Cube (Ft.3)	Ti x Hi
<b>Base/Dome Combos for 7" Cakes</b>										
<b>G20-1</b>	Base w/ Fluted Dome, 1-2 Layers	7	OPS	Black	9.34 x 3.30	16.76	45	180	6.67	4 x 4
<b>A G21-1</b>	Base w/ Fluted Dome, 2-3 Layers	7	OPS	Black	9.34 x 4.90	19.09	45	180	6.67	4 x 4
<b>B H30-1</b>	Base w/ Fluted Dome, 1-2 Layers	7	OPS	Clear	9.34 x 3.30	16.05	45	180	6.67	4 x 4
<b>H31-1</b>	Base w/ Fluted Dome, 2-3 Layers	7	OPS	Clear	9.34 x 4.90	19.15	45	180	6.67	4 x 4
<b>H31H-1</b>	Heavy Weight Base w/ Fluted Dome, 2-3 Layers	7	OPS	Clear	9.34 x 4.90	19.88	45	180	6.67	4 x 4
<b>Bases/Dome Combos for 8" Cakes</b>										
<b>G22-1</b>	Base w/ Fluted Dome, 1-2 Layers	7	OPS	Black	10.44 x 3.80	20.49	80	160	6.67	4 x 4
<b>C G23-1</b>	Base w/ Fluted Dome, 2-3 Layers	7	OPS	Black	10.44 x 5.30	23.83	80	160	6.67	4 x 4
<b>D H32-1</b>	Base w/ Fluted Dome, 1-2 Layers	7	OPS	Clear	10.44 x 3.80	20.14	80	160	6.67	4 x 4
<b>H33-1</b>	Base w/ Fluted Dome, 2-3 Layers	7	OPS	Clear	10.44 x 5.30	25.18	80	160	6.67	4 x 4
<b>Bases/Dome Combos for 9" Cakes</b>										
<b>G24-1</b>	Base w/ Fluted Dome, 1-2 Layers	8	OPS	Clear	11.06 x 3.70	13.09	40	80	4.33	6 x 4
<b>G25-1</b>	Base w/ Fluted Dome, 1-2 Layers	8	OPS	Black	11.06 x 3.70	12.80	40	80	4.33	6 x 4
<b>E G26-1</b>	Base w/ Fluted Dome, 2-3 Layers	8	OPS	Clear	11.06 x 5.30	14.95	40	80	4.33	6 x 4
<b>F G27-1</b>	Base w/ Fluted Dome, 2-3 Layers	8	OPS	Black	11.06 x 5.30	14.95	40	80	4.33	6 x 4
<b>Bases/Dome Combos for 10" Cakes</b>										
<b>G32-1</b>	Base w/ Fluted Dome, 1-2 Layers	8	OPS	Clear	11.87 x 3.90	14.57	40	80	4.33	6 x 4
<b>G G33-1</b>	Base w/ Fluted Dome, 1-2 Layers	8	OPS	Black	11.87 x 3.90	14.57	40	80	4.33	6 x 4
<b>G34-1</b>	Base w/ Fluted Dome, 2-3 Layers	8	OPS	Clear	11.87 x 5.50	17.53	40	80	4.33	6 x 4
<b>H G40-1</b>	Base w/ Fluted Dome, 2-3 Layers	8	OPS	Black	11.87 x 5.50	17.02	40	80	4.33	6 x 4

# Rectangular Cakes

- ▶ Available in a wide variety of sizes and styles, in both PET and PS
- ▶ Sheet cake bases and domes provide a premium look in a variety of sizes, materials, colors and styles.
- ▶ Elegant sturdy bases include locking mechanisms to ensure product security and handling.
- ▶ Fluted and scalloped sidewalls and ultra-clear domes increase visibility



## Base Styles

Bar Cake PET Black	1/8 Sheet PET Black or Clear	1/4 Sheet PET Black or Clear	1/2 Sheet PET Black	1/4 Sheet OPS Black or Clear	1/2 Sheet OPS Black or Clear

PET Dome Style	OPS Dome Style
Scalloped Dome	Fluted Dome

## Rectangular Cakes - PET



Item No.	Description	Material	Color Base/Dome	Lngh. x Wdth. x Ht. (in.)	Case Wt. (lbs.)	Sleeve Pack	Case Pack	Cube (ft.3)	Ti x Hi	
<b>Bar Cake Rectangular Combos</b>										
	<b>BC15-D</b>	Bar Cake w/ Medium High Scalloped Dome	PET	Black/Clear	11.88 x 6.88 x 4.60	18.29	30	60	2.82	6 x 3
<b>A</b>	<b>BC12-D</b>	Bar Cake w/ High Scalloped Dome	PET	Black/Clear	11.88 x 6.88 x 4.60	22.66	25	100	4.06	5 x 5
	<b>BC12-DCLR</b>	Bar Cake w/ High Scalloped Dome	PET	Clear/Clear	11.88 x 6.88 x 4.60	22.66	25	100	4.06	5 x 5
<b>1/8 Sheet Rectangular Combos</b>										
<b>B</b>	<b>DC72PW</b>	1/8 Sheet w/ High Scalloped Dome	PET	Black/Clear	11.02 x 9.00 x 5.00	26.00	100	100	5.03	4 x 4
	<b>DC72PWCLR</b>	1/8 Sheet w/ High Scalloped Dome	PET	Clear/Clear	11.02 x 9.00 x 5.00	26.00	100	100	5.00	4 x 4
<b>1/4 Sheet Rectangular Combos</b>										
	<b>DC82PG</b>	1/4 Sheet w/ Medium High Scalloped Dome	PET	Black/Clear	14.89 x 11.17 x 4.34	22.00	25	50	3.92	4 x 5
<b>C</b>	<b>DC82HP</b>	1/4 Sheet w/ High Scalloped Dome	PET	Black/Clear	14.88 x 11.13 x 5.00	23.11	25	25	3.92	4 x 5
	<b>DC82P</b>	1/4 Sheet w/ High Scalloped Dome	PET	Black/Clear	14.89 x 11.17 x 5.00	21.65	50	50	4.06	4 x 5
	<b>DC82PCLR</b>	1/4 Sheet w/ High Scalloped Dome	PET	Clear/Clear	14.89 x 11.17 x 5.00	21.65	50	50	4.06	4 x 5
<b>1/2 Sheet Rectangular Combos</b>										
	<b>DC92PG</b>	1/2 Sheet w/ Medium High Scalloped Dome	PET	Black/Clear	20.14 x 15.23 x 4.31	21.84	25	25	3.92	6 x 4
<b>D</b>	<b>DC92P</b>	1/2 Sheet w/ High Scalloped Dome	PET	Black/Clear	20.14 x 15.23 x 5.00	21.84	25	25	4.09	6 x 4
	<b>DC92PCLR</b>	1/2 Sheet w/ Medium High Scalloped Dome	PET	Black/Clear	20.14 x 15.23 x 5.00	18.00	45	180	4.50	4 x 5
<b>1/8 Sheet Rectangular Base &amp; Lids</b>										
	<b>DCB72P</b>	1/8 Sheet Cake Base	PET	Clear	11.00 x 9.00 x 0.37	18.10	45	180	3.34	6 x 5
	<b>DCD73P</b>	1/8 Sheet Cake Dome Ribs	PET	Clear	10.70 x 8.63 x 2.78	18.00	45	180	4.50	4 x 5
	<b>DCD74P</b>	1/8 Sheet Cake Dome Ribs	PET	Clear	10.70 x 8.63 x 3.18	18.40	45	180	4.50	4 x 5



## Rectangular Cakes - OPS



A

B

C

D

E

F

Item No.	Description	Material	Color Base/Dome	Lngh. x Wdth. x Ht. (in.)	Case Wt. (lbs.)	Sleeve Pack	Case Pack	Cube (ft.3)	Ti x Hi	
<b>1/4 Sheet Rectangular Combos</b>										
<b>A</b>	<b>G82-1</b>	1/4 Sheet Cake w/ Low Fluted Dome	PS/OPS	Clear/Clear	15.25 x 11.25 x 3.80	22.74	40	80	5.33	5 x 4
<b>B</b>	<b>G83-1</b>	1/4 Sheet Cake w/ Low Fluted Dome	PS/OPS	Black/Clear	15.25 x 11.25 x 3.80	22.74	40	80	5.33	5 x 4
<b>C</b>	<b>G84-1</b>	1/4 Sheet Cake w/ High Fluted Dome	PS/OPS	Clear/Clear	15.25 x 11.25 x 5.20	24.92	40	80	5.33	5 x 4
<b>D</b>	<b>G85-1</b>	1/4 Sheet Cake w/ High Fluted Dome	PS/OPS	Black/Clear	15.25 x 11.25 x 5.20	24.40	40	80	5.33	5 x 4
<b>1/2 Sheet Rectangular Combos</b>										
<b>E</b>	<b>G90-1</b>	1/2 Sheet Cake w/ High Fluted Dome	PS/OPS	Clear/Clear	20.31 x 15.25 x 5.20	21.23	33	33	4.67	5 x 4
<b>F</b>	<b>G95-1</b>	1/2 Sheet Cake w/ High Fluted Dome	PS/OPS	Black/Clear	20.31 x 15.25 x 5.20	21.23	33	33	4.67	5 x 4

# Pie Bases & Domes

- ▶ Standard depth and deep base options support a variety of pie types
- ▶ Multiple dome heights support all pie toppings
- ▶ Design supports stacking for display and transport






Pie Saver domes offer lock-in topple over protection



Crust Saver dome option

## Base Designs

Base Style:	1	2	3	4	5
Description:	Smooth w/ 6 support prongs	Fluted w/ 8 finger holes	Fluted w/ 8 support prongs	Wide fluted w/ 8 support prongs	Continuous finger holes & support prongs
Example:					
Color Options:	Black only	Black or Clear	Black only	Black only	Black and Clear
Base Sizes:	7.1"	9.4", 10.4", 10.88"	9.22", Some 10"	11.56"	9.18", Some 10", 10.13"

## Pie Domes

Fluted	Scalloped
--------	-----------



# Pie Bases & Domes Combos



Item No.	Description	Base Style	Material	Color Base/Dome	Dia. x Ht. (in.)	Case Wt. (lbs.)	Sleeve Pack	Case Pack	Cube (ft.3)	Ti x Hi
<b>Base/Dome Combo for 6" Pies</b>										
<b>A</b> 49060021	Pie Base w/ Low Scalloped Dome	1	PET	Black/Clear	7.10 x 2.30	13.23	200	200	3.48	6 x 3
<b>Base/Dome Combos for 8" Pies</b>										
J35	Pie Base w/ Low Fluted Dome	2	PET	Clear/Clear	9.38 x 2.80	17.31	100	200	5.87	4 x 3
J46	Pie Base w/ Low Fluted Dome	2	PET	Black/Clear	9.38 x 2.80	11.74	100	100	3.61	4 x 5
J46-1	Pie Base w/ Low Fluted Dome	2	PET	Black/Clear	9.38 x 2.80	17.99	50	200	5.87	4 x 3
J36	Pie Base w/ High Fluted Dome	2	PET	Clear/Clear	9.38 x 3.50	18.78	100	200	5.87	4 x 3
<b>B</b> J37	Pie Base w/ High Fluted Dome	2	PET	Black/Clear	9.38 x 3.50	9.54	100	100	3.61	4 x 5
J37-1	Pie Base w/ High Fluted Dome	2	PET	Black/Clear	9.38 x 3.50	18.78	50	200	5.87	4 x 3
<b>Base/Dome Combos for 9" Pies</b>										
49910011	Pie Base w/Low Pie Saver Dome	5	PET	Black/Clear	10.13 x 2.50	23.07	50	100	3.51	4 x 6
<b>C</b> PP-10150	Pie Base w/ Low Fluted Dome	3	PET	Black/Clear	10.00 x 2.60	17.89	55	110	4.73	4 x 5
J38-1	Pie Base w/ Low Fluted Dome	2	PET	Clear/Clear	10.38 x 2.80	17.42	80	160	6.67	4 x 4
<b>D</b> J40-1	Pie Base w/ Low Fluted Dome	2	PET	Black/Clear	10.38 x 2.80	17.42	80	160	6.67	4 x 4
J39-1	Pie Base w/ High Fluted Dome	2	PET	Clear/Clear	10.38 x 3.50	17.42	80	160	6.67	4 x 4
<b>E</b> J43-1	Pie Base w/ High Fluted Dome	2	PET	Black/Clear	10.38 x 3.50	17.42	80	160	6.67	4 x 4
49925011	Pie Base w/ High Scalloped Dome	5	PET	Black/Clear	10.00 x 2.50	18.39	50	100	3.08	4 x 7
49090310	Extra Deep Pie Base w/ High Scalloped Dome	5	PET	Clear/Clear	10.19 x 4.38	15.33	100	100	2.66	8 x 5
<b>Base/Dome Combos for 10" Pies</b>										
<b>F</b> DP48P	Pie Base w/ High Scalloped Pie Saver Dome	4	PET	Black/Clear	11.56 x 4.10	22.68	100	100	6.67	4 x 4
<b>G</b> DP49P	Pie Base w/ Low Fluted Pie Saver Dome	4	PET	Black/Clear	11.56 x 2.90	22.60	100	100	6.67	4 x 4
J41-1	Pie Base w/ Low Fluted Dome	2	PET	Clear/Clear	10.88 x 2.80	18.28	40	160	6.67	4 x 4
<b>H</b> J44-1	Pie Base w/ Low Fluted Dome	2	PET	Black/Clear	10.88 x 2.80	18.28	40	160	6.67	4 x 4
J42-1	Pie Base w/ High Fluted Dome	2	PET	Clear/Clear	10.88 x 3.50	18.57	40	160	6.67	4 x 4
J45-1	Pie Base w/ High Fluted Dome	2	PET	Black/Clear	10.88 x 3.50	18.57	40	160	6.67	4 x 4

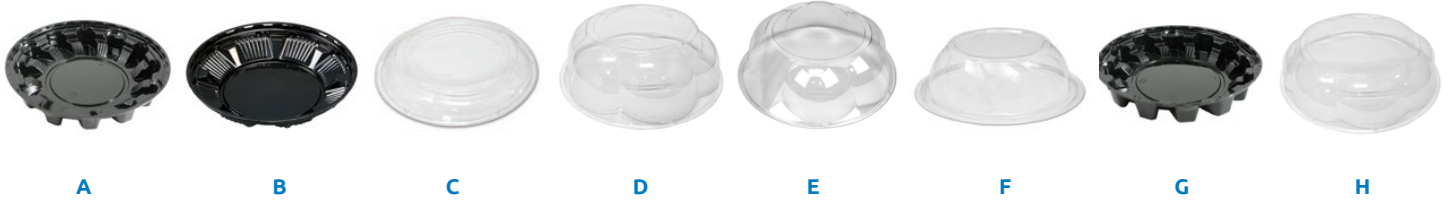


# Pie Bases & Domes

Sold Separately

## Pie Bases & Domes

Sold Separately










Item No.	Description	Style	Material	Color	Dia. (in.) x Ht.	Case Wt. (lbs.)	Sleeve Pack	Case Pack	Cube (ft.3)	Ti x Hi
<b>Pie Bases &amp; Interchangeable Domes for 8" Pies</b>										
<b>A</b>	<b>48800028</b>	Pie Base	PET	Black	9.18 x 1.47	22.06	70	280	3.92	4 x 5
<b>B</b>	<b>PP9D8</b>	Pie Base	PET	Black	9.22 x 1.70	16.20	60	240	5.71	4 x 4
<b>C</b>	<b>47810028</b>	Low Pie Saver Dome	PET	Clear	8.85 x 1.12	15.57	280	280	2.42	8 x 5
<b>D</b>	<b>47828028</b>	High Scalloped Pie Saver Dome	PET	Clear	8.85 x 2.83	19.36	280	280	3.06	6 x 5
<b>E</b>	<b>47828128</b>	High Scalloped Pie Saver Dome w/ Panel	PET	Clear	8.85 x 2.83	20.80	35	280	3.21	6 x 5
<b>F</b>	<b>CVP9250K</b>	High Pie Saver Dome	PET	Clear	8.88 x 2.60	23.92	75	300	4.46	4 x 5
<b>Pie Bases &amp; Interchangeable Domes for 9" Pies</b>										
<b>G</b>	<b>48900028</b>	Pie Base	PET	Black	10.13 x 1.62	24.73	280	280	4.59	4 x 5
<b>H</b>	<b>47925028</b>	High Scalloped Pie Saver Dome	PET	Clear	9.69 x 2.50	22.00	280	280	3.60	4 x 6
<b>I</b>	<b>47910028</b>	Low Pie Saver Dome	PET	Clear	9.69 x 2.25	29.00	70	280	3.63	4 x 6
<b>Crust Saver Dome</b>										
<b>47023950</b>	Inverted Crust Saver for Aluminum		PET	Clear	8.75 x 1.22	21.45	250	500	1.55	10 x 5

# Pie Hinges

- ▶ Sturdy design provides exceptional stability and protection for pies during transit
- ▶ Multiple diameters, dome heights and bottom depths available to work with a wide variety of pie sizes
- ▶ Portion pie hinges available for quarter and half pies
- ▶ Crystal clear PET allows for product visibility on all sides



## Pie Hinge Sizes & Shapes

Shallow Pie	Low Dome	Medium Dome	High Dome
			
<b>Half Pie</b>		<b>Triangular Pie</b>	<b>Triangular Pie w/ Tab</b>
			



# Pie Hinges



Item No.	Description	Material	Color	Dia. x Ht. (in.)	Case Wt. (lbs.)	Sleeve Pack	Case Pack	Cube (ft.3)	Ti x Hi
----------	-------------	----------	-------	------------------	-----------------	-------------	-----------	-------------	---------

### Hinge for 6" Pie

<b>A</b>	<b>46066230</b>	6.5" Pie Hinge, Low Dome	PET	Clear	6.46 x 1.95	16.19	300	300	2.58	6 x 5
----------	-----------------	--------------------------	-----	-------	-------------	-------	-----	-----	------	-------

### Hinges for 8" Pie

<b>B</b>	<b>46080020</b>	8.9" Pie Hinge for Shallow Pie	PET	Clear	8.88 x 2.50	21.68	200	200	3.77	4 x 5
<b>B</b>	<b>46080021</b>	8.9" Pie Hinge for Shallow Pie	PET	Clear	8.88 x 2.50	284.54	2145	2145	16.77	1 x 1
<b>C</b>	<b>46010820</b>	8.9" Pie Hinge for Shallow Pie	PET	Clear	8.88 x 2.56	22.80	200	200	2.82	4 x 6
	<b>46083372</b>	8.8" Pie Hinge, High Dome	PET	Clear	8.82 x 3.75	215.63	1570	1570	29.25	1 x 1
	<b>46081120</b>	8.8" Pie Hinge, Low Dome	PET	Clear	8.82 x 2.58	23.37	200	200	3.50	4 x 5
	<b>46081121</b>	8.8" Pie Hinge, Low Dome	PET	Clear	8.82 x 2.58	237.00	2145	2145	29.25	1 x 1
	<b>46082272</b>	8.8" Pie Hinge, Medium Dome	PET	Clear	8.82 x 3.05	257.00	1600	1600	29.25	1 x 1

### Hinges for 9" Pie

	<b>46093352</b>	9.7" Pie Hinge, High Dome	PET	Clear	9.67 x 4.05	253.30	1200	1200	29.25	1 x 1
	<b>46091181</b>	9.7" Pie Hinge, Low Dome	PET	Clear	9.67 x 2.68	243.00	1820	1820	29.25	1 x 1
	<b>46092252</b>	9.7" Pie Hinge, Medium Dome	PET	Clear	9.67 x 3.27	310.00	1600	1600	29.25	1 x 1
	<b>46010920</b>	10.4" Pie Hinge, Low Dome	PET	Clear	10.40 x 2.80	26.66	200	200	3.96	4 x 5

### Hinge for 10" Pie

	<b>56012020</b>	11.2" Pie Hinge, High Dome	PET	Clear	11.15 x 3.60	37.80	200	200	4.31	4 x 6
--	-----------------	----------------------------	-----	-------	--------------	-------	-----	-----	------	-------

Item No.	Description	Material	Color	Lngh. x Wdth. x Ht. (in.)	Case Wt. (lbs.)	Sleeve Pack	Case Pack	Cube (ft.3)	Ti x Hi
----------	-------------	----------	-------	---------------------------	-----------------	-------------	-----------	-------------	---------

### Portion Hinge Containers

	<b>46021020</b>	Hinge for Half 10" Pie	PET	Clear	10.70 x 6.58 x 2.25	17.97	200	200	2.31	6 x 6
<b>D</b>	<b>46021150</b>	Hinge for Half 8" Pie	PET	Clear	8.82 x 5.45 x 1.89	32.97	500	500	0.81	5 x 4
	<b>46020925</b>	Hinge for Half 9" Pie	PET	Clear	9.96 x 6.16 x 2.32	20.68	250	250	2.43	6 x 6
<b>E</b>	<b>1088</b>	Triangular Hinge for 8" Pie Slice	PET	Clear	6.3 x 5.44 x 2.50	20.00	600	600	5.02	6 x 3
	<b>1262</b>	Triangular Hinge w/ Tab for 8" Pie Slice	PET	Clear	6.1 x 5.44 x 1.76	19.36	600	600	5.01	6 x 3



# Muffin/Cupcake Hinges & Trays

- ▶ Easy to open and close tabs enhance productivity and customer convenience
- ▶ Multiple Compartment options available for both full sized and mini muffins or cupcakes
- ▶ Fluted or scalloped sidewalls provide a premium presentation that enhances food appearance
- ▶ Cupcake/muffin trays are perfect for product serving or display



Item No.	Description	Material	Color	Lngth. x Wdth. x Ht. (in.)	Case Wt. (lbs.)	Sleeve Pack	Case Pack	Cube (ft.3)	Ti x Hi
<b>Mini-Muffin/Cupcake Hinges &amp; Trays</b>									
<b>A 4330</b>	Fluted Mini-Cupcake Hinge, 12-Comp.	PET	Clear	10.75 x 8.00 x 2.50	13.99	110	110	2.43	4 x 4
<b>4812</b>	Mini-Muffin/Cupcake Tray, 24-Comp.	PS	Clear	15.63 x 11.25 x 1.25	30.00	900	900	2.37	6 x 3
<b>B PT230-972212C</b>	SeeView™ Mini-Muffin Hinge, 12-Comp.	PET	Clear	8.82 x 7.20 x 2.20	19.20	114	228	3.26	6 x 5
<b>C PT230-972412C</b>	SeeView™ Mini-Muffin Hinge, 12-Comp.	PET	Clear	8.82 x 7.20 x 2.40	19.20	114	228	3.26	6 x 5
<b>PT230-12103140C</b>	SeeView™ Shallow Mini-Muffin Hinge, 24-Comp.	PET	Clear	11.63 x 9.98 x 3.09	28.39	120	120	3.61	6 x 4
<b>D PT230-1084324C</b>	SeeView™ Deep Mini-Muffin Hinge, 24-Comp.	PET	Clear	9.75 x 8.23 x 4.27	23.64	72	144	3.31	6 x 5
<b>E PT230-108-12C</b>	SeeView™ Mini-Muffin Tray for 24-Comp. Hinges	PET	Clear	8.94 X 7.00 x 1.04	17.00	100	400	3.21	6 x 5
<b>F PT230-12104340C</b>	SeeView™ Deep Mini-Muffin Hinge, 40-Comp.	PET	Clear	11.63 x 9.98 x 4.27	28.39	120	120	3.61	6 x 4
<b>G PT230-1210-20C</b>	SeeView™ Mini-Muffin Tray for 40-Comp. Hinge	PET	Clear	10.81 X 8.74 x 1.04	16.45	125	250	3.04	4 x 8

# Muffin/Cupcake Hinges & Trays



Item No.	Description	Material	Color	Lngh. x Wdth. x Ht. (in.)	Case Wt. (lbs.)	Sleeve Pack	Case Pack	Cube (ft.3)	Ti x Hi	
<b>Standard Muffin/Cupcake Hinges &amp; Tray</b>										
<b>A 4503</b>	Scalloped Muffin Hinge, 6-Count	PET	Clear	12.50 x 8.79 x 3.20	15.57	70	70	3.43	6 x 4	
<b>B PT230-88284C</b>	Seeview™ Large Muffin Hinge, 4-Comp.	PET	Clear	8.10 x 7.60 x 2.81	19.24	110	220	3.14	6 x 5	
<b>C 46007430</b>	Fluted Muffin Hinge, 4-Comp.	PET	Clear	8.75 x 8.31 x 3.13	29.12	300	300	3.89	6 x 4	
<b>D 46004630</b>	Fluted Muffin/Cupcake Hinge, 6-Comp.	PET	Clear	9.44 x 6.88 x 4.63	27.50	300	300	3.23	6 x 5	
<b>E 46021210</b>	Fluted Deep Compartment Cupcake Hinge, 12-Comp.	PET	Clear	12.72 x 10.14 x 4.00	15.74	100	100	2.47	6 x 7	
<b>46001210</b>	Fluted Cupcake/Muffin Hinge, 12-Comp.	PET	Clear	13.75 x 10.13 x 2.75	19.70	100	100	2.47	6 x 7	
<b>4726</b>	Large Muffin Tray, 12-Comp.	PS	Clear	13.69 x 10.32 x 1.43	26.50	800	800	1.94	8 x 5	

## Other Bakery Hinges &amp; Trays



Item No.	Description	Material	Color	Lngh. x Wdth. x Ht. (in.)	Case Wt. (lbs.)	Sleeve Pack	Case Pack	Cube (ft.3)	Ti x Hi
----------	-------------	----------	-------	---------------------------	-----------------	-------------	-----------	-------------	---------

## Cookie/Cracker Trays and Hinges

<b>A</b>	<b>46087230</b>		Scalloped Cookie Hinge	PET	Clear	8.00 x 7.63 x 2.25	27.15	300	300	3.01	6 x 6
<b>B</b>	<b>46512125</b>		Fluted Cookie Hinge	PET	Clear	8.31 x 7.75 x 3.00	24.41	250	250	3.29	5 x 5
<b>C</b>	<b>4160</b>		Cookie Tray, 4-Comp.	PS	Clear	19.88 x 13.75 x 1.22	41.19	160	800	20.65	2 x 1
	<b>4167</b>		White Lamb Cookie/Cake Tray, 4-Comp.	PS	Clear	23.81 x 15.88 x 3.13	23.15	55	55	6.47	4 x 3
	<b>4237</b>		Cookie Hinge, 3-Comp.	PET	Clear	9.25 x 6.47 x 2.13	27.59	320	320	6.46	4 x 3
	<b>4293</b>		Smoothwall Cookie Hinge	PET	Clear	5.00 x 4.00 x 2.40	15.22	504	504	3.03	6 x 4
	<b>4814</b>		Cookie Hinge, 3-Cell	PET	Clear	12.00 x 10.83 x 3.00	32.11	150	150	6.67	4 x 3
	<b>4874</b>		Cracker Tray	PET	Clear	8.61 x 4.39 x 1.97	28.08	1080	1080	6.29	4 x 2

## Loaf Hinged Containers

	<b>N48</b>		SeeShell® Loaf Hinge	PS	Clear	9.00 x 5.00 x 3.38	16.63	250	250	4.06	4 x 5
<b>D</b>	<b>N49P</b>		SeeShell® Loaf Hinge	PET	Clear	8.92 x 4.92 x 3.46	28.35	340	340	6.67	4 x 4
<b>D</b>	<b>N49BP</b>		SeeShell® Loaf Hinge	PET	Clear	8.93 x 4.92 x 3.46	152.52	70	1960	31.30	1 x 1
	<b>N49WN</b>		SeeShell® Loaf Hinge	PLA	Clear	8.92 x 4.92 x 3.46	26.17	340	340	6.67	4 x 4

## Pastry Hinges and Trays

<b>E</b>	<b>46011220</b>		Smoothwall Doughnut Hinge, 12-Comp.	PET	Clear	9.38 x 7.69 x 3.56	21.10	200	200	3.10	6 x 5
	<b>4307</b>		Mini Coffee Cake Fluted Hinge, 12 Count	PET	Clear	14.38 x 8.88 x 1.00	25.00	300	300	3.88	4 x 6
<b>F</b>	<b>4727</b>		Cream Puff Tray, 12-Comp.	HDPE	Clear	13.00 x 10.00 x 2.38	25.44	300	300	6.82	4 x 3
	<b>PT230-98183C</b>		SeeView™ Pastry Hinge, 3- Comp.	PET	Clear	8.75 x 7.73 x 1.77	25.09	–	250	3.95	6 x 4
	<b>4397</b>		Scalloped Danish Hinge, 4 Count	PET	Clear	13.5 x 7.12 x 2.95	22.82	140	140	5.41	5 x 3
	<b>56006425</b>		Shallow Fluted Danish Hinge w/Black Bottom	PET	Black/Clear	12.38 x 5.5 x 2.00	24.19	250	250	2.64	5 x 6
	<b>56007320</b>		Fluted Pastry Hinge w/Black Bottom	PET	Black/Clear	12.38 x 5.69 x 2.38	21.00	200	200	2.65	5 x 6
	<b>46006425</b>		Shallow Fluted Danish Hinge	PET	Clear	12.38 x 5.50 x 2.00	25.25	250	250	2.26	6 x 7

# Other Bakery Hinges & Trays



Item No.	Description	Material	Color	Dia. x Ht. (in.)	Case Wt. (lbs.)	Sleeve Pack	Case Pack	Cube (ft.3)	Ti x Hi
----------	-------------	----------	-------	------------------	-----------------	-------------	-----------	-------------	---------

### Brownie Base & Lid

<b>A 4703</b>	12-Count Brownie Base, 28 oz.	PET	Black	11.22 x 1.70	33.91	210	210	2.84	6 x 5
<b>B 4704</b>	12-Count Brownie Smoothwall Lid	PET	Clear	11.50 x 1.70	12.68	105	105	3.71	6 x 4

Item No.	Description	Material	Color	Lngh. x Wdth. x Ht. (in.)	Case Wt. (lbs.)	Sleeve Pack	Case Pack	Cube (ft.3)	Ti x Hi
----------	-------------	----------	-------	---------------------------	-----------------	-------------	-----------	-------------	---------

### Deli Wrap Hinge

<b>C 4880</b>	Smoothwall Deli Wrap Hinge	PET	Clear	7.17 x 5.85 x 2.43	5.34	75	75	0.89	6 x 6
---------------	----------------------------	-----	-------	--------------------	------	----	----	------	-------

### Calzone Hinges

<b>D 4529P-1</b>	Scalloped Calzone Hinge	PET	Clear	8.56 x 5.14 x 1.70	197.20	-	2460	34.24	1 x 2
<b>E 46021154</b>	Fluted Calzone Hinge	PET	Clear	9.00 x 5.50 x 1.69	333.44	4500	4500	32.46	1 x 1



# 2-Piece Produce Containers, Lids & Combos



A



B



C



D



E



F

Item No.	Description	Material	Color	Lngh. x Wdth. x Ht. (in.)	Case Wt. (lbs.)	Sleeve Pack	Case Pack	Cube (ft.3)	Ti x Hi
----------	-------------	----------	-------	---------------------------	-----------------	-------------	-----------	-------------	---------

## Produce Containers, Lids & Combos

<b>A</b>	<b>BP761-091</b>	9" x 6" Platter w/ Scalloped Bottom	HIPS	Hi-Gloss Black	9.02 x 6.22 x 0.87	21.10	125	500	1.48	12 x 7
	<b>CL261-090</b>	Lid for Scalloped Tray	PET	Clear	9.37 x 6.57 x 1.70	8.70	50	150	3.42	3 x 9
<b>B</b>	<b>I27P</b>	9 oz. Container	PET	Black	6.88 x 5.88 x 1.10	10.59	500	500	2.50	6 x 5
	<b>H87AP</b>	Dome Lid for 9 oz. Container	PET	Clear	6.50 x 5.50 x 1.25	19.75	1008	1008	1.35	11 x 6
	<b>I27</b>	9 oz. Container	PS	Clear	6.88 x 5.88 x 1.13	10.59	500	500	2.50	6 x 5
	<b>H87A</b>	Dome Lid for 9 oz. Container	PS	Clear	6.50 x 5.50 x 1.25	8.95	500	500	0.72	11 x 10
	<b>4898</b>	19 oz. Container	PET	Clear	5.54 x 4.46 x 2.61	15.00	48	480	2.27	5 x 8
	<b>4899</b>	Lid for 19 oz. Container	PET	Clear	5.70 x 4.80 x 0.64	10.63	60	480	2.01	8 x 5
	<b>1131</b>	48 oz. Container	PET	Clear	8.75 x 6.75 x 2.30	20.18	200	200	4.18	4 x 6
<b>C</b>	<b>1129</b>	64 oz. Container	PET	Clear	8.75 x 6.75 x 3.00	22.17	200	200	4.18	4 x 6
	<b>1130</b>	Inverted Lid for 48 and 64 oz. Containers	PET	Clear	8.75 x 6.75 x 3.00	18.56	400	400	4.18	4 x 6
	<b>1133</b>	156 oz. Heat Sealable Container	PET	Clear	13.00 x 10.00 x 3.10	25.18	175	175	3.00	9 x 4
	<b>1258</b>	156 oz. Heat Sealable Container	PET	Black	13.00 x 10.00 x 3.10	31.00	175	175	3.00	9 x 4
<b>D</b>	<b>1263</b>	4-Comp. Container w/ Flat Lid	PET	Clear	13.00 x 10.00 x 3.00	32.06	100	100	5.01	6 x 3
<b>E</b>	<b>4142</b>	68 oz. Container w/ Flat Lid	PET	Clear	9.88 x 6.75 x 3.00	19.38	220	220	5.54	4 x 5
<b>F</b>	<b>FS48OZPET</b>	48 oz. Container w/ Rounded Sides	PET	Clear	9.20 x 7.56 x 1.90	20.33	200	200	2.49	5 x 6
	<b>FS64OZPET</b>	64 oz. Container w/ Rounded Sides	PET	Clear	9.20 x 7.56 x 2.85	21.08	200	200	2.49	5 x 6
	<b>FS50ZPLA</b>	64 oz. Container w/ Rounded Sides	PLA	Clear	9.20 x 7.56 x 2.85	13.60	200	200	3.94	4 x 6
	<b>FSLIDPET</b>	Flat Lid for 48 and 64 oz. Containers	PET	Clear	9.20 x 7.56 x 0.43	20.50	100	200	3.21	4 x 6

## Egg Trays, Lids &amp; Combos




A

B

Item No.	Description	Material	Color	Dia. x Ht. (in.)	Case Wt. (lbs.)	Sleeve Pack	Case Pack	Cube (ft.3)	Ti x Hi
<b>Round Tray, Lid &amp; Combo</b>									
4134	24-Comp. Egg Tray	PET	Black	12.50 x 1.20	11.69	80	80	2.64	4 x 5
4135	Lid for 24-Comp. Egg Tray	PET	Clear	12.72 x 1.35	18.85	160	160	5.42	3 x 5
1296	24-Comp. Egg Tray w/ Ring Lid	PET	Clear	15.25 x 1.35	11.84	30	30	2.80	6 x 5

Item No.	Description	Material	Color	Lngh. x Wdth. x Ht. (in.)	Case Wt. (lbs.)	Sleeve Pack	Case Pack	Cube (ft.3)	Ti x Hi
<b>Rectangular Tray/Lid Combos</b>									
I15PC	6-Comp. Egg Tray w/ Scalloped Dome	PET	Clear/ Clear	6.88 x 5.88 x 2.38	19.91	416	416	2.71	6 x 6
I15-1C	6-Comp. Egg Tray w/ Scalloped Dome	PS	Clear/ Clear	6.88 x 5.88 x 2.38	19.37	104	416	2.71	6 x 6
A I15P	6-Comp. Egg Tray w/ Scalloped Dome	PET	Black/ Clear	6.88 x 5.88 x 2.38	19.91	416	416	2.71	6 x 6
B I51P	12-Comp. Egg Tray w/ Scalloped Dome	PET	Black/ Clear	10.19 x 7.38 x 2.38	29.82	82	328	4.44	6 x 4
I51PC	12-Comp. Egg Tray w/ Scalloped Dome	PET	Clear/ Clear	8.20 x 4.00 x 1.25	29.82	82	328	4.44	6 x 4

## Bubble Clamshells



Item No.	Description	Material	Color	Lngh. x Wdth. x Ht. (in.)	Case Wt. (lbs.)	Sleeve Pack	Case Pack	Cube (ft.3)	Ti x Hi	
<b>Bubble Clamshells – Vented</b>										
<b>A</b>	<b>1417</b>	2 ct. Tomato (66 Size), Rim-Vented w/ 8 Slot Vents	PET	Clear	7.00 x 3.75 x 2.88	24.64	510	510	4.26	4 x 6
<b>B</b>	<b>1213</b>	3 ct. Tomato (66 size), Rim-Vented	PET	Clear	9.50 x 3.70 x 2.85	30.00	600	600	4.18	4 x 6
	<b>1034</b>	4 ct. Tomato (67 Size) w/ 4 Round Top Vents	PET	Clear	6.00 x 5.88 x 2.65	30.10	500	500	5.58	4 x 5
<b>C</b>	<b>1035</b>	4 ct. Tomato (66 Size) w/ Round Top and 4 Round Bottom Vents	PET	Clear	6.38 x 6.38 x 2.85	32.21	500	500	4.18	4 x 6
	<b>1111</b>	4 ct. Tomato (66 Size) w/ Round Top and 4 Round Bottom Vents	PET	Clear	6.38 x 6.38 x 2.85	33.00	500	500	5.02	6 x 3
	<b>1165</b>	6 ct. Tomato (66 Size), Rim-Vented	PET	Clear	9.50 x 6.50 x 3.00	24.31	250	250	4.18	4 x 6
	<b>1090</b>	8 ct. Tomato (66 Size), Rim-Vented	PET	Clear	12.25 x 6.45 x 2.87	36.00	250	250	5.51	6 x 3
<b>D</b>	<b>1249</b>	6 ct. Produce w/ 8 Top Vent Holes	PET	Clear	11.00 x 7.15 x 3.00	28.28	200	200	4.26	4 x 6
<b>E</b>	<b>1332</b>	6 ct. Mango w/ Top Vent Holes and Rim Venting	PET	Clear	11.00 x 7.10 x 5.00	31.35	170	170	4.20	4 x 6
<b>F</b>	<b>1510</b>	6 ct. Mango, Rim-vented	PET	Clear	9.50 x 5.70 x 5.00	30.40	250	250	4.18	4 x 6
<b>Bubble Clamshells – Non-vented</b>										
	<b>1234</b>	4 ct. Tomato (66 Size)	PET	Clear	6.38 x 6.38 x 2.85	33.00	500	500	5.02	4 x 6
	<b>1283</b>	4 ct. Tomato (66 Size)	PET	Clear	6.38 x 6.38 x 2.85	33.00	500	500	5.01	6 x 3
	<b>1126</b>	6 ct. Kiwi	PET	Clear	6.47 x 6.37 x 2.30	26.00	400	400	5.02	6 x 3
	<b>1036</b>	8 ct. Kiwi	PET	Clear	6.49 x 6.40 x 2.71	31.00	500	500	5.02	6 x 3
	<b>1631</b>	8 ct. Apple	PET	Clear	14.50 x 7.50 x 3.50	46.50	170	170	5.12	6 x 3

# Herb Hinges



Straight Top w/ Hang Tab

Rounded Top w/ Hang Tab

Inverted Top w/ Built-in Hang Tab



A



B



C



D



E



F

Item No.	Description	Material	Color	Lngh. x Wdth. x Ht. (in.)	Cap. (oz.)	Case Wt. (lbs.)	Sleeve Pack	Case Pack	Cube (ft.3)	Ti x Hi
----------	-------------	----------	-------	---------------------------	------------	-----------------	-------------	-----------	-------------	---------

### Herb Packs – Straight Top w/Hang Tab

A	HC04P	PET	Clear	6.00 x 3.25 x 0.75	0.75	15.41	400	400	3.01	5 x 5
B	1642	PET	Clear	7.44 x 4.00 x 1.13	1.00	18.67	450	450	4.54	6 x 4
	1221	PET	Clear	7.49 x 4.00 x 1.65	2.00	39.12	900	900	7.10	4 x 3

### Herb Packs – Rounded Top w/Hang Tab

C	1007	PET	Clear	5.75 x 4.00 x 1.10	0.75	19.00	600	600	4.54	6 x 4
D	1001	PET	Clear	8.20 x 4.00 x 0.95	1.00	20.40	450	450	4.54	6 x 4
E	1002	PET	Clear	8.20 x 4.00 x 1.25	2.00	19.60	450	450	4.54	6 x 4
	1659	PET	Clear	8.20 x 4.00 x 1.31	2.00	18.70	450	450	4.54	6 x 4
	1003	PET	Clear	8.20 x 4.00 x 1.50	2.00 - 3.00	21.00	450	450	4.54	6 x 4
	1006	PET	Clear	8.20 x 4.00 x 1.50	2.00 - 3.00	21.00	450	450	4.54	6 X 4
	1017	PET	Clear	9.20 x 4.00 x 1.71	3.00	27.20	500	500	5.58	4 x 5
F	1275	PET	Clear	8.25 x 4.00 x 2.38	3.00	27.00	450	450	4.54	6 x 4
	1114	PET	Clear	9.20 x 4.00 x 1.55	3.00	28.00	500	500	5.58	4 x 5

### Herb Pack - Inverted Top w/Built-in Hang Tab

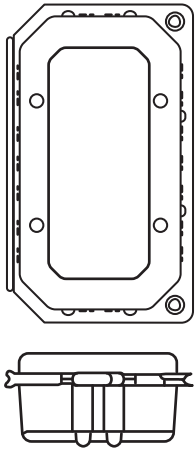
	1019	PET	Clear	7.80 x 4.22 x 1.32	2.00	32.00	600	600	5.58	4 x 5
--	------	-----	-------	--------------------	------	-------	-----	-----	------	-------



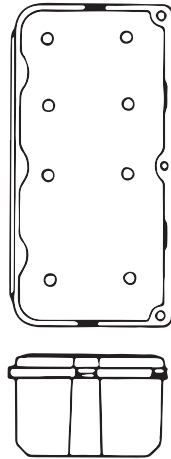
# Produce Hinge Vent Styles

## Hinged Containers w/ Round Hole Vents

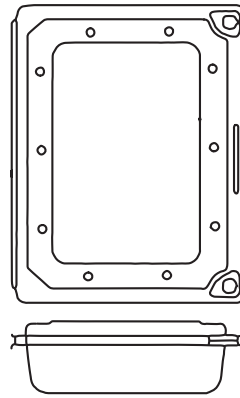
4 Round Hole



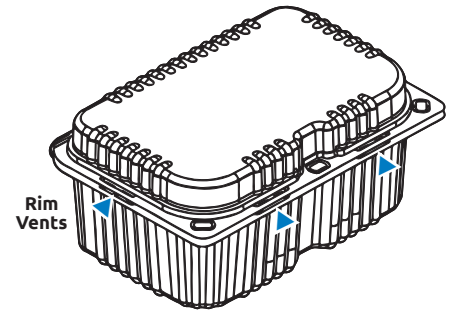
8 Round Hole



10 Round Hole

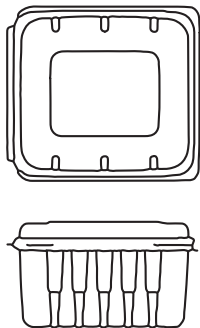


## Rim Vent Hinged Containers

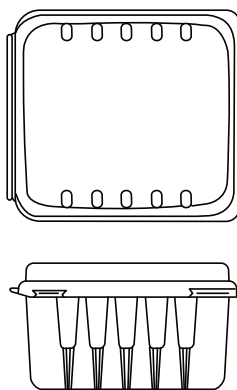


## Hinged Containers w/ Slot Vents

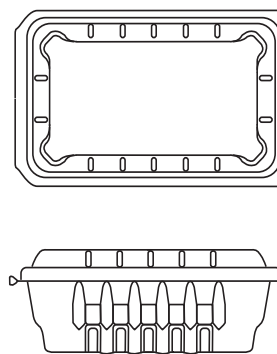
6 Slots



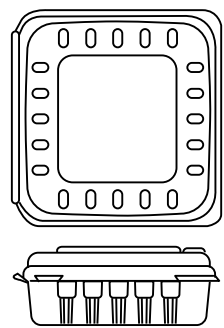
10 Slots



12 Slots Base & Lid



20 Slots





## Pint and Smaller Hinges



A



B



C

Item No.	Description	Material	Color	Lngh. x Wdth. x Ht. (in.)	Case Wt. (lbs.)	Sleeve Pack	Case Pack	Cube (ft.3)	Ti x Hi
<b>1 Pint Capacity or Smaller Containers, Non-Vented</b>									
1020	1/4 Pint Hinge	PET	Clear	4.90 x 4.90 x 1.19	22.00	600	600	4.18	4 x 6
<b>A</b> 1055	1/2 Pint Hinge	PET	Clear	4.21 x 4.17 x 2.60	16.21	500	500	3.44	6 x 4
1022	1/2 Pint Hinge	PET	Clear	4.90 x 4.90 x 1.80	22.00	600	600	4.18	4 x 6
1316	1/2 Pint Hinge	PET	Clear	5.46 x 3.69 x 1.40	23.00	600	600	4.18	4 x 6
1255	1/2 Pint Hinge	PET	Clear	5.46 x 3.69 x 1.91	23.00	640	640	4.20	4 x 6
<b>B</b> 1610	10 oz. Hinge	PET	Clear	5.50 x 4.60 x 2.10	28.50	400	400	4.18	4 x 6
1052	1 Pint Hinge	PET	Clear	4.42 x 4.25 x 3.60	18.11	500	500	4.18	4 x 6
1028	1 Pint Hinge	PET	Clear	4.90 x 4.90 x 2.47	27.78	600	600	4.18	4 x 6
1029	1 Pint Hinge	PET	Clear	4.92 x 4.30 x 2.66	15.76	400	400	2.77	8 x 5
1226	1 Pint Hinge	PET	Clear	5.46 x 3.69 x 3.16	28.40	640	640	4.20	4 x 6
1208	1 Pint Hinge	PET	Clear	7.13 x 5.63 x 2.13	23.00	400	400	4.20	4 x 6
<b>C</b> 1073	1 Pint Hinge	PET	Clear	7.62 x 4.48 x 2.29	29.00	500	500	5.58	4 x 5

# Pint and Smaller Hinges



Item No.	Description	Material	Color	Lngh. x Wdth. x Ht. (in.)	Case Wt. (lbs.)	Sleeve Pack	Case Pack	Cube (ft.3)	Ti x Hi	
<b>1 Pint Capacity or Smaller Containers, Vented</b>										
<b>A</b>	<b>1272</b>	6 oz. Hinge, 12 Slot Vents	PET	Clear	5.50 x 4.50 x 1.00	23.25	600	600	4.20	4 x 6
	<b>1273</b>	5 oz. Hinge, 12 Slot Vents	PET	Clear	5.50 x 4.60 x 0.78	22.25	600	600	4.20	4 x 6
	<b>1271</b>	1/2 Pint Hinge, 12 Slot Vents	PET	Clear	5.50 x 4.60 x 1.15	23.00	600	600	4.20	4 x 6
	<b>1161</b>	1/2 Pint Hinge, 16 Slot Vents	PET	Clear	5.46 x 3.69 x 1.91	23.00	640	640	4.20	4 x 6
	<b>1315</b>	1/2 Pint Hinge, 16 Slot Vent	PET	Clear	5.46 x 3.69 x 1.40	23.00	600	600	4.18	4 x 6
	<b>1054</b>	1/2 Pint Hinge, 12 Slot Vents in Base & Lid	PET	Clear	4.21 x 4.17 x 2.00	17.00	500	500	3.44	6 x 4
	<b>1177</b>	10 oz. Hinge, Rim Vented	PET	Clear	5.50 x 4.60 x 2.10	25.00	500	500	4.20	4 x 6
	<b>1282</b>	10 oz. Hinge, Rim Vented	PET	Clear	5.50 x 4.60 x 2.10	28.50	400	400	4.18	4 x 6
<b>B</b>	<b>1603</b>	10 oz. Hinge, 12 Slot Vents	PET	Clear	5.50 x 4.60 x 2.10	28.38	500	500	4.18	4 x 6
	<b>1604</b>	12 oz. Hinge, 12 Slot Vents	PET	Clear	5.50 x 4.75 x 2.60	21.84	450	450	4.18	4 x 6
<b>C</b>	<b>1302</b>	14 oz. Hinge, 6 Round Top Vents	PET	Clear	5.50 x 4.50 x 3.20	26.00	500	500	4.20	4 x 7
	<b>1279</b>	14 oz. Hinge, 12 Slot Vents	PET	Clear	5.50 x 4.60 x 1.90	26.00	600	600	4.20	4 x 6
	<b>1280</b>	1 Pint Hinge, 12 Slot Vents	PET	Clear	5.50 x 4.60 x 2.35	25.00	500	500	4.20	4 x 6
	<b>1270</b>	1 Pint Hinge, 12 Slot Vents	PET	Clear	5.50 x 4.60 x 2.10	25.00	500	500	4.20	4 x 6
	<b>1672</b>	1 Pint Hinge, 12 Slot Vents	PET	Clear	7.13 x 4.50 x 1.80	21.78	300	300	3.88	4 x 6
<b>D</b>	<b>1160</b>	1 Pint Hinge, 16 Slot Vents	PET	Clear	5.46 x 3.69 x 3.16	28.40	640	640	4.20	4 x 6
	<b>1388</b>	1 Pint Hinge, 16 Slot Vents	PET	Clear	7.00 x 5.50 x 2.06	28.35	400	400	4.20	4 x 6
	<b>1051</b>	1 Pint Hinge, 4 Round Top Vents	PET	Clear	4.42 x 4.25 x 3.60	18.11	500	500	4.18	4 x 6
<b>E</b>	<b>1032</b>	1 Pint Hinge, 4 Round Top Vents	PET	Clear	6.00 x 5.88 x 2.60	31.00	600	600	5.51	4 x 5
	<b>1328</b>	1 Pint Hinge, 10 Round Top Vents	PET	Clear	7.00 x 5.50 x 2.00	23.00	400	400	4.18	4 x 6

# Quart and Larger Hinges



A



B



C



D

Item No.	Description	Material	Color	Lngh. x Wdth. x Ht. (in.)	Case Wt. (lbs.)	Sleeve Pack	Case Pack	Cube (ft.3)	Ti x Hi
<b>1 Quart Capacity or Larger Containers, Non-vented</b>									
A 1120	24 oz. Hinge	PET	Clear	8.81 x 5.25 x 2.38	27.88	300	300	4.77	4 x 5
B 1164	1 Quart Hinge	PET	Clear	7.00 x 5.50 x 3.12	27.74	400	400	4.20	4 x 6
1059	1 Quart Hinge for Greens	PET	Clear	8.84 x 8.84 x 2.60	29.43	200	200	5.56	4 x 5
1292	53 oz. Hinge	PET	Clear	11.00 x 4.65 x 3.25	39.16	320	320	4.25	6 x 4
<b>1 Quart Capacity or Larger Containers, Rim Vented</b>									
1039	1 Quart Hinge, Rim Vented	PET	Clear	6.00 x 5.91 x 3.81	41.30	600	600	5.56	4 x 5
1041	1 Quart Hinge, Rim Vented	PET	Clear	6.48 x 6.37 x 3.88	31.19	400	400	5.01	6 x 3
1665	1 Quart Hinge, Rim Vented	PET	Clear	7.19 x 4.44 x 3.50	24.78	360	360	3.88	4 x 6
1037	1 Quart Hinge, Rim Vented	PET	Clear	6.95 x 6.80 x 2.75	24.25	300	300	4.18	4 x 6
1057	1 Quart Hinge w/Dividers, Rim Vented	PET	Clear	7.62 x 4.48 x 2.29	24.25	300	300	4.18	4 x 6
C 1168	1 Quart Hinge, Rim Vented	PET	Clear	7.13 x 5.63 x 2.13	32.98	250	250	4.20	4 x 6
1038	1 Quart, Rim Vented	PET	Clear	6.93 x 6.90 x 4.00	27.00	250	250	3.44	6 x 4
1171	54 oz. Hinge, Rim Vented	PET	Clear	11.00 x 7.00 x 2.10	34.98	250	250	4.20	4 x 6
1170	2 Quart Hinge, Rim Vented	PET	Clear	11.00 x 7.00 x 2.80	32.98	250	250	4.20	4 x 6
1214	2 Quart Hinge, Slot and Rim Vented plus 8 Round Top Vents	PET	Clear	11.00 x 7.20 x 2.50	28.81	200	200	4.20	4 x 6
1281	2 Quart Hinge, Slot and Rim Vented plus 8 Round Top Vents	PET	Clear	11.00 x 7.10 x 2.50	28.81	200	200	4.20	4 x 6
1259	2 Quart Hinge, Slot and Rim Vented plus 8 Round Top Vents	PET	Clear	11.00 x 7.10 x 2.50	28.00	200	200	4.20	4 x 6
1309	2 Quart Hinge, 3-Cell, Rim Vented	PET	Black	11.00 x 7.10 x 2.50	11.69	80	80	2.64	4 x 5
D 1260	2 Quart Hinge, Rim Vented	PET	Clear	11.00 x 7.10 x 2.50	28.79	200	200	4.20	4 x 6
1478	2.5 Quart Hinge, Rim Vented	PET	Clear	11.00 x 7.00 x 4.25	26.42	170	170	4.20	4 x 6
1406	2.5 Quart Hinge, 18 Top and 21 Bottom Round Holes plus Rim Vented	PET	Clear	11.00 x 7.10 x 4.25	29.42	170	170	4.20	X x X

# Quart and Larger Hinges



A



B



C

Item No.	Description	Material	Color	Lngh. x Wdth. x Ht. (in.)	Case Wt. (lbs.)	Sleeve Pack	Case Pack	Cube (ft.3)	Ti x Hi
<b>1 Quart Capacity or Larger Containers, Round Top Vents</b>									
<b>A 1072</b>	1 Quart Hinge, 4 Round Top Vents	PET	Clear	7.62 x 4.48 x 2.95	36.00	500	500	5.58	4 X 5
<b>1074</b>	1 Quart Plus Hinge, 4 Round Top Vents	PET	Clear	7.92 x 4.48 x 3.25	36.00	500	500	5.58	4 x 5
<b>1617</b>	1 Quart Hinge, 10 Round Top Vents	PET	Clear	11.00 x 7.00 x 3.50	32.39	200	200	4.26	4 x 6
<b>1293</b>	53 oz. Hinge, 8 Round Top Vents	PET	Clear	11.00 x 4.65 x 3.26	39.10	320	320	4.25	6 x 4
<b>1521</b>	2 Quart Hinge, 4 Top Hole Vents	PET	Clear	11.00 x 7.00 x 3.50	29.30	200	200	4.04	6 x 4
<b>B 1526</b>	2 Quart Hinge, 8 Round Top and Bottom Vents	PET	Clear	11.00 x 7.12 x 2.95	36.76	250	250	4.20	6 x 4
<b>1298</b>	2 Quart Hinge, 8 Round Top Vents	PET	Clear	11.00 x 7.10 x 2.50	28.81	200	200	4.20	4 x 6
<b>1101</b>	2 Quart Hinge, 8 Round Top Vents	PET	Clear	11.00 x 7.10 x 2.50	34.98	250	250	4.20	4 x 6
<b>1119</b>	2 Quart Hinge, 10 Round Top and Bottom Vents	PET	Clear	11.00 x 7.10 x 2.10	32.98	250	250	4.13	4 x 6
<b>1 Quart Capacity or Larger Containers, Slot Vents</b>									
<b>1607</b>	1 Quart Hinge, 12 Slot Vents	PET	Clear	7.13 x 4.50 x 3.25	23.23	360	360	3.88	4 x 6
<b>C 1446</b>	1 Quart Hinge, Slide Slot Vented	PET	Clear	7.50 x 7.23 x 3.00	28.36	300	300	4.48	6 x 4

# VersaPak® Hinge

- ▶ Crystal clarity with flat lids that showcase contents
- ▶ Stackability enhances merchandising and transport convenience
- ▶ Hinged lids close securely to end pop-offs and minimize spills
- ▶ Easy open/easy close for productivity and convenience
- ▶ Corner tabs make these containers easy to open and reseal



## VersaPak® Base Size Options

5.5" x 5"	7" x 6.25"	8" Square

## VersaPak® Hinge Lid Options

Reverse Lid	Flat Lid	Dome Lid



# VersaPak® Hinge



Item No.	Description	Material	Color	Lngh. x Wdth. x Ht. (in.)	Case Wt. (lbs.)	Sleeve Pack	Case Pack	Cube (ft.3)	Ti x Hi
<b>VersaPak® 5.5" x 5" Hinged Containers</b>									
<b>A</b>	<b>VH08PC1</b>								
	5.5 x 5 Hinge w/ Flat Lid, 8 oz.	PET	Clear	5.45 x 4.90 x 1.48	9.92	65	260	2.22	8 x 6
<b>B</b>	<b>VH12PC1</b>								
	5.5 x 5 Hinge w/ Flat Lid, 12 oz.	PET	Clear	5.45 x 4.90 x 1.90	12.51	60	240	2.22	8 x 6
	<b>VH12WN</b>								
	5.5 x 5 Hinge w/ Flat Lid, 12 oz.	PLA	Clear	5.45 x 4.90 x 1.90	20.33	50	200	1.69	8 x 7
<b>C</b>	<b>VH16PC1</b>								
	5.5 x 5 Hinge w/ Flat Lid, 16 oz.	PET	Clear	5.45 x 4.90 x 2.50	11.98	55	220	2.22	8 x 6
	<b>VHD08P</b>								
	5.5 x 5 Hinge w/ Dome Lid, 8 oz.	PET	Clear	5.45 x 4.90 x 1.80	7.70	50	200	1.75	8 x 7
	<b>VHD12P</b>								
	5.5 x 5 Hinge w/ Dome Lid, 12 oz.	PET	Clear	5.44 x 4.88 x 2.28	11.00	50	200	1.72	8 x 7
	<b>VHD16P</b>								
	5.5 x 5 Hinge w/ Dome Lid, 16 oz.	PET	Clear	5.44 x 4.88 x 2.88	11.16	50	200	2.19	8 x 6
<b>VersaPak® 7" x 6.25" Hinged Containers</b>									
	<b>VH23P</b>								
	7 x 6.25 Hinge w/ Flat Lid, 23 oz.	PET	Clear	7.16 x 6.25 x 1.80	16.68	50	200	2.81	9 x 4
	<b>VHRD23P</b>								
	7 x 6.25 Hinge w/ Reverse Lid, 23 oz.	PET	Clear	7.16 x 6.25 x 1.80	14.64	50	200	2.67	9 x 4
	<b>VH24P</b>								
	7 x 6.25 Hinge w/ Flat Lid, 24 oz.	PET	Clear	7.16 x 6.25 x 1.90	17.30	50	200	2.81	9 x 4
<b>D</b>	<b>VH24WN</b>								
	7 x 6.25 Hinge w/ Flat Lid, 24 oz.	PLA	Clear	7.16 x 6.25 x 1.90	12.73	50	200	2.81	9 x 4
	<b>VH32P</b>								
	7 x 6.25 Hinge w/ Flat Lid, 32 oz.	PET	Clear	7.16 x 6.25 x 2.50	16.73	50	200	2.81	9 x 4
<b>E</b>	<b>VH32WN</b>								
	7 x 6.25 Hinge w/ Flat Lid, 32 oz.	PLA	Clear	7.16 x 6.25 x 2.50	16.20	50	200	2.81	9 x 4
	<b>VHDL16GP</b>								
	7 x 6.25 Low Profile Hinge w/ Dome Lid, 16 oz.	PET	Clear	7.00 x 6.25 x 1.25	152.93	36	2124	26.91	1 x 1
	<b>VHL16P</b>								
	7 x 6.25 Low Profile Hinge w/ Flat Lid, 16 oz.	PET	Clear	7.16 x 6.25 x 1.30	15.06	50	200	2.69	9 x 4
	<b>VHD24GPB1</b>								
	7 x 6.25 Hinge w/ Dome Lid, 24 oz.	PET	Clear	7.16 x 6.25 x 2.30	167.00	2100	2100	28.23	1 x 3
	<b>VHD24P</b>								
	7 x 6.25 Hinge w/ Dome Lid, 24 oz.	PET	Clear	7.16 x 6.25 x 2.30	14.67	50	200	2.81	9 x 4
	<b>VHD32GPB1</b>								
	7 x 6.25 Hinge w/ Dome Lid, 32 oz.	PET	Clear	7.16 x 6.25 x 2.90	204.00	2100	2100	26.91	1 x 3
	<b>VHD32P</b>								
	7 x 6.25 Hinge w/ Dome Lid, 32 oz.	PET	Clear	7.16 x 6.25 x 2.90	16.73	50	200	2.81	9 x 4
<b>VersaPak® 8" Square Hinged Containers</b>									
<b>F</b>	<b>VH48PC1</b>								
	8 x 8 Hinge w/ Flat Lid, 48 oz.	PET	Clear	7.95 x 8.11 x 2.50	14.90	60	120	2.41	6 x 6
<b>G</b>	<b>VH64PC1</b>								
	8 x 8 Hinge w/ Flat Lid, 64 oz.	PET	Clear	7.95 x 8.11 x 3.20	14.52	55	110	2.41	6 x 6



# SeeView®


Easy-To-Use Closures – Easy open/easy close for productivity and customer convenience

Stackability – Enhances merchandising and transport convenience



Crystal Clarity – Clear container makes it easier for consumer to showcase contents

Shallow Container Option – Ends “half-empty” syndrome for consumer satisfaction



Item No.	Description	Material	Color	Lngh. x Wdth. x Ht. (in.)	Case Wt. (lbs.)	Sleeve Pack	Case Pack	Cube (ft.3)	Ti x Hi
<b>SeeView® 9" Square Hinged Containers</b>									
<b>A</b> PT230-9916	9" x 9" Shallow Hinge, 28 oz.	PET	Clear	8.60 x 9.10 x 1.60	22.85	90	180	3.21	6 x 5
<b>B</b> PT230-9923V4	9" x 9" Deep Vented Hinge, 44 oz.	PET	Clear	8.60 x 9.10 x 2.32	20.64	80	160	3.21	6 x 5
<b>C</b> PT230-9931	9" x 9" Extra Deep Hinge, 67 oz.	PET	Clear	8.60 x 9.10 x 3.10	21.90	80	160	3.21	6 x 5
<b>SeeView® 11" x 10" Square Hinged Containers</b>									
<b>D</b> PT230-111027	11" x 10" Deep Hinge, 43 oz.	PET	Clear	10.80 x 9.80 x 2.70	29.71	95	190	2.41	4 x 6
<b>E</b> PT230-111033	11" x 10" Extra Deep Hinge, 97 oz.	PET	Clear	10.80 x 9.80 x 3.33	34.12	110	220	4.96	4 x 5
<b>SeeView® 12" x 10" Square Hinged Containers</b>									
PT230-121027	12 x 10" Shallow Hinge, 96 oz.	PET	Clear	11.63 x 9.98 x 2.72	23.08	120	120	3.61	6 x 4
PT230-121031	12 x 10" Deep Hinged Container, 112 oz.	PET	Clear	11.63 x 9.98 x 3.09	24.41	120	120	3.61	6 x 4



# SeeShell® - PET

Elegant, scalloped design gives your food a premium look ▶

Continuous contact seal ▶ locks in freshness for longer shelf life



◀ Corner tabs provide easy open access.



A



B



C



D



E

Item No.	Description	Material	Color	Lngh. x Wdth. x Ht. (in.)	Capacity (oz.)	Case Wt. (lbs.)	Sleeve Pack	Case Pack	Cube (ft.3)	Ti x Hi
----------	-------------	----------	-------	---------------------------	----------------	-----------------	-------------	-----------	-------------	---------

## SeeShell® Small Square Hinged Containers

<b>A</b>	<b>N11P</b>	5" Small Hinge, Shallow	PET	Clear	5.50 x 5.50 x 2.66	11.00	25.60	560	560	5.72	4 x 4
	<b>N13P</b>	5" Small Hinge, Deep	PET	Clear	5.50 x 5.50 x 3.29	17.00	25.62	560	560	5.72	4 x 4

<b>B</b>	<b>N21P</b>	6" Small Hinge, Deep	PET	Clear	6.15 x 6.15 x 3.42	-	15.07	252	252	3.18	7 x 4
----------	-------------	----------------------	-----	-------	--------------------	---	-------	-----	-----	------	-------

## SeeShell® Medium Square Hinged Containers

<b>C</b>	<b>N31P</b>	8" Medium Hinge, Shallow	PET	Clear	8.62 x 8.22 x 2.28	20.00	22.34	90	180	4.19	4 x 5
	<b>N33HP</b>	8" Medium Heavy Gauge Hinge, Deep	PET	Clear	8.62 x 8.22 x 3.16	40.00	26.47	180	180	4.19	4 x 5

<b>D</b>	<b>N33P</b>	8" Medium Hinge, Deep	PET	Clear	8.62 x 8.22 x 3.16	40.00	21.16	90	180	4.19	4 x 5
----------	-------------	-----------------------	-----	-------	--------------------	-------	-------	----	-----	------	-------

## SeeShell® Large Square Hinged Containers

<b>E</b>	<b>N41P</b>	9" Large Hinge, Shallow	PET	Clear	9.30 x 9.30 x 3.09	56.00	24.97	170	170	5.56	4 x 4
	<b>N41BP</b>	9" Large Hinge, Shallow	PET	Clear	9.30 x 9.30 x 3.09	56.00	166.3	120	1200	31.30	1 x 1

	<b>N43P</b>	9" Large Hinge, Deep	PET	Clear	9.30 x 9.30 x 3.59	-	24.11	170	170	5.56	4 x 4
--	-------------	----------------------	-----	-------	--------------------	---	-------	-----	-----	------	-------

# D&W Brand Hinged Containers - PET



A



B



C



D

Item No.	Description	Material	Color	Lngh. x Wdth. x Ht. (in.)	Case Wt. (lbs.)	Sleeve Pack	Case Pack	Cube (ft.3)	Ti x Hi	
<b>General Purpose Hinged Containers</b>										
<b>A</b>	<b>46002151</b>	Smoothwall Hinge	PET	Clear	5.66 x 5.27 x 2.75	26.86	500	500	3.16	8 x 4
	<b>1703</b>	Smoothwall Rounded Hinge	PET	Clear	7.50 x 3.13 x 2.50	29.19	690	690	4.20	4 x 6
<b>B</b>	<b>46056650</b>	Fluted Hinge, Low Dome	PET	Clear	8.38 x 7.00 x 2.44	39.07	500	500	3.73	4 x 4
	<b>46566750</b>	Fluted Hinge, High Dome	PET	Clear	8.38 x 7.00 x 3.38	38.48	500	500	3.87	4 x 4
	<b>56005230</b>	Fluted Hinge w/ Black Bottom, Low Dome	PET	Black/Clear	9.13 x 8.69 x 2.13	35.45	300	300	3.50	4 x 5
<b>C</b>	<b>56005530</b>	Fluted Hinge w/ Black Bottom, High Dome	PET	Black/Clear	9.00 x 8.50 x 3.00	35.50	300	300	3.50	4 x 4
	<b>46095220</b>	Smoothwall Rounded Hinge	PET	Clear	9.00 x 5.00 x 2.47	18.06	200	200	2.22	4 x 8
	<b>46095221</b>	Smoothwall Rounded Hinge w/ 2 Spork Indentions	PET	Clear	8.84 x 5.24 x 2.47	18.06	100	200	2.22	4 x 8
<b>D</b>	<b>46005230</b>	Shallow Fluted Hinge	PET	Clear	8.69 x 9.13 x 2.13	33.54	300	300	3.50	4 x 4
	<b>46005530</b>	Fluted Hinge, High Dome	PET	Clear	8.69 x 9.13 x 3.00	33.50	300	300	3.50	4 x 5



# SeeShell® - OPS/PLA

Hinged containers eliminate ►  
the need for separate lids

Continuous contact seal locks ►  
in freshness for longer shelf life



◀ Crystal clear OPS  
and eco-forward  
PLA material options



Item No.	Description	Material	Color	Lngh. x Wdth. x Ht. (in.)	Capacity (oz.)	Case Wt. (lbs.)	Sleeve Pack	Case Pack	Cube (ft.3)	Ti x Hi
<b>SeeShell® Small Square Hinged Containers</b>										
<b>A N10</b>	5" Small Hinge, Shallow	OPS	Clear	5.50 x 5.50 x 2.41	11.20	8.64	250	250	2.85	6 x 4
<b>B N12</b>	5" Small Hinge, Deep	OPS	Clear	5.50 x 5.50 x 3.13	16.90	8.64	250	250	2.85	6 x 4
<b>C N20</b>	6" Small Hinge, Deep	OPS	Clear	6.16 x 6.16 x 3.16	20.60	10.50	250	250	3.18	7 x 4
<b>C N20WN</b>	6" Small Hinge, Deep	PLA	Clear	6.16 x 6.16 x 3.16	20.60	11.85	250	250	3.18	7 x 4
<b>SeeShell® Medium Square Hinged Containers</b>										
<b>D N30</b>	8" Medium Hinge, Shallow	OPS	Clear	8.63 x 8.13 x 1.94	20.00	12.39	160	160	3.31	6 x 5
<b>D N30WN</b>	8" Medium Hinge, Shallow	PLA	Clear	8.63 x 8.13 x 1.94	20.00	15.44	160	160	3.31	6 x 5
<b>E N32</b>	8" Medium Hinge, Deep	OPS	Clear	8.63 x 8.13 x 2.84	42.00	12.39	160	160	3.31	6 x 5
<b>E N32WN</b>	8" Medium Hinge, Deep	PLA	Clear	8.63 x 8.13 x 2.84	42.00	15.44	160	160	3.31	6 x 5
<b>SeeShell® Large Square Hinged Containers</b>										
<b>F N40-1</b>	9" Large Hinge, Shallow	OPS	Clear	9.50 x 9.31 x 2.94	54.00	18.39	85	170	5.56	4 x 4
<b>G N42-1</b>	9" Large Hinge, Shallow	OPS	Clear	9.50 x 9.31 x 2.94	68.00	18.39	85	170	5.56	4 x 5
<b>G N42WN-1</b>	9" Large Hinge, Deep	PLA	Clear	9.50 x 9.31 x 3.38	68.00	19.51	85	170	5.56	4 x 4
<b>N44-1</b>	9" Large 3-Comp. Hinge	OPS	Clear	9.50 x 9.31 x 2.94	47.00	20.63	170	170	5.56	4 x 4





# Enviroware®

Heavy duty for strength and performance ▶

Manufactured using 100% recycled CO<sub>2</sub> instead of a hydrocarbon blowing agent ▶



◀ Also manufactured with an active organic catalyst (AOC) developed to accelerate the degradation rate



Item No.	Description	Material	Color	Lngh. x Wdth. x Ht. (in.)	Case Wt. (lbs.)	Sleeve Pack	Case Pack	Cube (Ft.3)	Ti x Hi
<b>Enviroware® 5" x 5" Hinged Container</b>									
A	GFHC5-500	PS	White	5.50 x 5.96 x 1.16	11.43	125	500	4.40	6 x 4
<b>Enviroware® 8" x 8" Hinged Containers</b>									
B	GFHC8-200	PS	White	7.70 x 7.60 x 3.18	8.42	100	200	3.70	5 x 6
C	GFHC8-3-200	PS	White	7.70 x 7.60 x 3.18	8.42	100	200	3.70	5 x 6
<b>Enviroware® 9" x 9" Hinged Containers</b>									
D	GFHC9-200	PS	White	9.00 x 9.00 x 2.88	14.00	100	200	4.26	4 x 5
D	GFHC9-250	PS	White	9.00 x 9.00 x 2.88	16.17	125	250	5.04	4 x 5
E	GFHC9-3-200	PS	White	9.00 x 9.00 x 2.88	14.00	100	200	4.26	4 x 5
E	GFHC9-3-250	PS	White	9.00 x 9.00 x 2.88	16.17	125	250	5.04	4 x 5
<b>Enviroware® 10" x 10" Hinged Containers</b>									
F	GFHC10-200	PS	White	10.25 x 10.25 x 2.88	15.00	100	200	4.71	4 x 4
G	GFHC10-3-200	PS	White	10.25 x 10.25 x 2.88	15.00	100	200	4.71	4 x 4



# D&W Brand Hinged Containers - PS

D&W's proprietary patented process enables the manufacture of products that use 30% less oil-based polystyrene resin and incorporates 40% internally reprocessed material ▶

Light weight for ▶ reduced carbon footprint while maintaining insulating properties



- ◀ Container stackability and rigidity help protect food in transit
- ◀ Vented lid options help safeguard food integrity
- ◀ Black, white and clear container options for merchandising flexibility

## Hinge Shapes & Configurations

1 Cmpt. Square	1 Cmpt. Rectangle	2 Cmpt. Base Square	2 Cmpt. Base/Lid Rectangle
2 Cmpt. Base/Lid Square	3 Cmpt. Base Square	3 Cmpt. Base/Lid Square	



# D&W Brand Hinged Containers - PS



Item No.	Description	Material	Color	Lngh. x Wdth. x Ht. (in.)	Capacity (oz.)	Case Wt. (lbs.)	Sleeve Pack	Case Pack	Cube (ft.3)	Ti x Hi
<b>6" x 6" Hinged Containers</b>										
	<b>CF7-6600H</b>	6" x 6" Hinge	C-Fine®	Black	6.00 x 6.14 x 3.05	21	10.77	75	225	3.46 4 x 7
<b>A</b>	<b>CF5-6600H</b>	6" x 6" Hinge	C-Fine®	White	6.00 x 6.14 x 3.05	21	10.77	75	225	3.46 4 x 7
<b>B</b>	<b>HI2-6600H</b>	6" x 6" Hinge	HIPS	Clear	6.00 x 6.14 x 3.05	21	13.8	75	225	3.46 4 x 7
<b>9" x 6" Hinged Containers</b>										
<b>C</b>	<b>CF7-9600H</b>	9" x 6" Hinge	C-Fine®	Black	9.65 x 6.60 x 3.05	40	12.21	75	150	3.9 4 x 6
	<b>CF5-9600H</b>	9" x 6" Hinge	C-Fine®	White	9.65 x 6.60 x 3.05	40	12.21	75	150	3.9 4 x 6
<b>D</b>	<b>HI2-9600H</b>	9" x 6" Hinge	HIPS	Clear	9.65 x 6.60 x 3.05	40	15.68	75	150	3.90 4 x 6
<b>9" x 6" 2-Compartment Hinged Containers</b>										
	<b>CF7-9620H</b>	9" x 6" Hinge, 2-Comp. Base	C-Fine®	Black	9.65 x 6.60 x 3.05	37	12.21	75	150	3.9 4 x 6
<b>E</b>	<b>CF5-9620H</b>	9" x 6" Hinge, 2-Comp. Base	C-Fine®	White	9.65 x 6.60 x 3.05	37	12.21	75	150	3.9 4 x 6
<b>F</b>	<b>HI2-9620H</b>	9" x 6" Hinge, 2-Comp. Base	HIPS	Clear	9.65 x 6.60 x 3.05	37	15.68	75	150	3.90 4 x 6
<b>9" x 9" Hinged Containers</b>										
<b>G</b>	<b>CF7-9900H</b>	9" x 9" Hinge	C-Fine®	Black	9.06 x 9.25 x 3.05	56	17.5	84	168	5.56 4 x 5
	<b>CF5-9900H</b>	9" x 9" Hinge	C-Fine®	White	9.06 x 9.25 x 3.05	56	17.5	84	168	5.56 4 x 5
	<b>CF7-9900H-4H3</b>	9" x 9" Hinge, w/ 4 vents	C-Fine®	Black	9.06 x 9.25 x 3.05	56	17.5	84	168	5.56 4 x 5
	<b>CF5-9900H-4H3</b>	9" x 9" Hinge, w/ 4 vents	C-Fine®	White	9.06 x 9.25 x 3.05	56	17.5	84	168	5.56 4 x 5
	<b>HI2-9900H</b>	9" x 9" Hinge	HIPS	Clear	9.06 x 9.25 x 3.05	56	22.69	84	168	5.56 4 x 5
	<b>HI2-9900H-4H3</b>	9" x 9" Hinge, w/ 4 vents	HIPS	Clear	9.06 x 9.25 x 3.05	56	22.69	84	168	5.56 4 x 5

Refer to page 49 to learn more about C-Fine®



# D&W Brand Hinged Containers - PS



Item No.	Description	Material	Color	Lngth. x Wdth. x Ht. (in.)	Capacity (oz.)	Case Wt. (lbs.)	Sleeve Pack	Case Pack	Cube (ft.3)	Ti x Hi	
<b>9" x 9" 2-Compartment Base Hinged Containers</b>											
<b>A</b>	<b>CF7-9920H</b>	9" x 9" Hinge, 2-Comp. Base	C-Fine®	Black	9.06 x 9.25 x 3.05	52	19.36	84	168	5.56	4 x 5
<b>B</b>	<b>CF5-9920H</b>	9" x 9" Hinge, 2-Comp. Base	C-Fine®	White	9.06 x 9.25 x 3.05	52	19.36	84	168	5.56	4 x 5
	<b>CF7-9920H-4H3</b>	9" x 9" Hinge, 2-Comp. Base w/ 4 Vents	C-Fine®	Black	9.06 x 9.25 x 3.05	52	19.36	84	168	5.56	4 x 5
	<b>CF5-9920H-4H3</b>	9" x 9" Hinge, 2-Comp. Base w/ 4 Vents	C-Fine®	White	9.06 x 9.25 x 3.05	52	19.36	84	168	5.56	4 x 5
<b>C</b>	<b>H12-9920H</b>	9" x 9" Hinge, 2-Comp. Base	HIPS	Clear	9.06 x 9.25 x 3.05	52	22.69	84	168	5.56	4 x 5
	<b>H12-9920H-4H3</b>	9" x 9" Hinge, 2-Comp. Base w/ 4 vents	HIPS	Clear	9.06 x 9.25 x 3.05	52	22.69	84	168	5.56	4 x 5
<b>9" x 9" 2-Compartment Base and Lid Hinged Containers</b>											
<b>D</b>	<b>CF7-9922H</b>	9" x 9" Hinge, 2-Comp. Base & Lid	C-Fine®	Black	9.06 x 9.25 x 3.05	52	19.36	84	168	5.56	4 x 5
<b>E</b>	<b>CF5-9922H</b>	9" x 9" Hinge, 2-Comp. Base & Lid	C-Fine®	White	9.06 x 9.25 x 3.05	52	19.36	84	168	5.56	4 x 5
	<b>CF7-9922H-4H3</b>	9" x 9" Hinge, 2-Comp. Base & Lid w/ 4 vents	C-Fine®	Black	9.06 x 9.25 x 3.05	52	19.36	84	168	5.56	4 x 5
	<b>CF5-9922H-4H3</b>	9" x 9" Hinge, 2-Comp. Base & Lid w/ 4 vents	C-Fine®	White	9.06 x 9.25 x 3.05	38	19.36	84	168	5.56	4 x 5
<b>F</b>	<b>H12-9922H</b>	9" x 9" Hinge, 2-Comp. Base & Lid	HIPS	Clear	9.06 x 9.25 x 3.05	52	22.69	84	168	5.56	4 x 5
	<b>H12-9922H-4H3</b>	9" x 9" Hinge, 2-Comp. Base & Lid w/ 4 vents	HIPS	Clear	9.06 x 9.25 x 3.05	52	22.69	84	168	5.56	4 x 5

Refer to page 49 to learn more about C-Fine®



# D&W Brand Hinged Containers - PS



Item No.	Description	Material	Color	Lngh. x Wdth. x Ht. (in.)	Capacity (oz.)	Case Wt. (lbs.)	Sleeve Pack	Case Pack	Cube (ft.3)	Ti x Hi
<b>9" x 9" 3-Compartment Base Hinged Containers</b>										
<b>A</b>	<b>CF7-9930H</b>	9" x 9" Hinge 3-Comp. Base	C-Fine®	Black	9.06 x 9.25 x 3.05	50	19.36	84	168	5.56 4 x 5
<b>B</b>	<b>CF5-9930H</b>	9" x 9" Hinge 3-Comp. Base	C-Fine®	White	9.06 x 9.25 x 3.05	50	19.36	84	168	5.56 4 x 5
	<b>CF7-9930H-4H3</b>	9" x 9" Hinge, 3-Comp. Base w/ 4 Vents	C-Fine®	Black	9.06 x 9.25 x 3.05	50	19.36	84	168	5.56 4 x 5
	<b>CF5-9930H-4H3</b>	9" x 9" Hinge, 3-Comp. Base w/ 4 Vents	C-Fine®	White	9.06 x 9.25 x 3.05	50	19.36	84	168	5.56 4 x 5
<b>C</b>	<b>H12-9930H</b>	9" x 9" Hinge, 3-Comp. Base	HIPS	Clear	9.06 x 9.25 x 3.05	50	22.69	84	168	5.56 4 x 5
	<b>H12-9930H-4H3</b>	9" x 9" Hinge, 3-Comp. Base w/ 4 Vents	HIPS	Clear	9.06 x 9.25 x 3.05	50	22.69	84	168	5.56 4 x 5
<b>9" x 9" 3-Compartment Base and Lid Hinged Containers</b>										
<b>D</b>	<b>CF7-9933H</b>	9" x 9" Hinge, 3-Comp. Base & Lid	C-Fine®	Black	9.06 x 9.25 x 3.05	50	19.36	84	168	5.56 4 x 5
<b>E</b>	<b>CF5-9933H</b>	9" x 9" Hinge, 3-Comp. Base & Lid	C-Fine®	White	9.06 x 9.25 x 3.05	50	19.36	84	168	5.56 4 x 5
	<b>CF7-9933H-4H3</b>	9" x 9" Hinge, 3-Comp. Base & Lid w/ 4 vents	C-Fine®	Black	9.06 x 9.25 x 3.05	50	19.36	84	168	5.56 4 x 5
	<b>CF5-9933H-4H3</b>	9" x 9" Hinge, 3-Comp. Base & Lid w/ 4 vents	C-Fine®	White	9.06 x 9.25 x 3.05	50	19.36	84	168	5.56 4 x 5
<b>F</b>	<b>H12-9933H</b>	9" x 9" Hinge, 3-Comp. Base & Lid	HIPS	Clear	9.06 x 9.25 x 3.05	50	22.69	84	168	5.56 4 x 5
	<b>H12-9933H-4H3</b>	9" x 9" Hinge, 3-Comp. Base & Lid w/ 4 vents	HIPS	Clear	9.06 x 9.25 x 3.05	50	22.69	84	168	5.56 4 x 5

Refer to page 49 to learn more about C-Fine®



# Foam Hinged Containers

Heavy duty for strength and performance ▶

Insulates to maintain the integrity of carryout items ▶



◀ Manufactured using 100% recycled CO<sub>2</sub> instead of a hydrocarbon blowing agent



Item No.	Description	Material	Color	Lngh. x Wdth. x Ht. (in.)	Case Wt. (lbs.)	Sleeve Pack	Case Pack	Cube (ft.3)	Ti x Hi	
<b>Foam 5" Hinged Container</b>										
<b>A</b>	<b>FHC5-500</b>	Hinged 5" Container	PS + AOC	White	5.50 x 5.96 x 1.16	12.08	125	500	4.40	6 x 4
<b>Foam 8" Hinged Containers</b>										
<b>B</b>	<b>FHC8-200</b>	Hinged 8" Container	PS + AOC	White	7.70 x 7.60 x 3.18	8.42	100	200	3.57	5 x 6
<b>C</b>	<b>FHC8-3-200</b>	Hinged 8" Container - 3-Comp.	PS + AOC	White	7.70 x 7.60 x 3.18	8.42	100	200	3.70	5 x 6
<b>Foam 9" Hinged Containers</b>										
<b>D</b>	<b>FHC9-200</b>	Hinged 9" Container	PS + AOC	White	9.00 x 9.00 x 2.88	14.00	100	200	4.26	4 x 5
	<b>FHC9-250</b>	Hinged 9" Container	PS + AOC	White	9.00 x 9.00 x 2.88	16.17	125	250	5.03	4 x 5
	<b>FHC9-250BLK</b>	Hinged 9" Container	PS + AOC	Black	9.00 x 9.00 x 2.88	16.17	125	250	5.03	4 x 5
<b>E</b>	<b>FHC9-3-200</b>	Hinged 9" Container - 3-Comp.	PS + AOC	White	9.00 x 9.00 x 2.88	14.00	100	200	4.26	4 x 5
	<b>FHC9-3-250</b>	Hinged 9" Container - 3-Comp.	PS + AOC	White	9.00 x 9.00 x 2.88	16.17	125	250	5.03	4 x 5
<b>Foam 10" Hinged Containers</b>										
<b>F</b>	<b>FHC10-200</b>	Hinged 10" Container	PS + AOC	White	10.25 x 10.25 x 2.88	15.00	100	200	4.71	4 x 4
<b>G</b>	<b>FHC10-3-200</b>	Hinged 10" Container - 3-Comp.	PS + AOC	White	10.25 x 10.25 x 2.88	15.00	100	200	4.71	4 x 4

"AOC" stands for "Active Organic Catalyst" developed to accelerate degradation rate after use





# Inspiration in Every Package™



D&W Fine Pack LLC • 777 Market Street • Wood Dale, Illinois 60191  
Tel. 877.423.3937 • [www.dwfinepack.com](http://www.dwfinepack.com)

© 2024 D&W Fine Pack LLC, All Rights Reserved



[dwfinepack.com](http://dwfinepack.com)